



WELDING

BULK & REELED CABLE PRODUCTS

The Direct Difference

Direct Wire is a multi-generation family business specializing in the manufacture of high-performance, industrial-grade wire and cable products for electrical transmission and power distribution applications. Every day, we set out to exceed our customers' expectations through superior service and customer focus, state-of-the-art technology and manufacturing capabilities, and our employees' commitment to embrace the values and vision of our company.



1977

ESTABLISHED
IN DENVER, PA

125+

EMPLOYEES
NATIONWIDE

Multi

GENERATION
FAMILY-OWNED

40+

YEARS OF
EXPERIENCE

Service Above All

With millions of wire and cable footage manufactured annually for a wide variety of industries, we rigorously monitor and test all products to ensure they meet the highest quality standards, leverage functional partnerships to create meaningful solutions, respond and adapt to our customers' evolving needs, and strive to deliver a positive experience every time.



Technology That Performs

Advanced equipment and an agile, scalable infrastructure provide us with in-house capabilities to manufacture products with construction quality that is unmatched in the marketplace, including higher copper stranding and tighter outside diameters, exceptional durability and resistance characteristics, and superior electrical conductivity and flexibility.

People Who Care

We understand that our people are the face of Direct Wire and recognize the value of their individual and collective contributions. That is why we remain committed to hiring, training, and rewarding the best and brightest. Working hard, sharing knowledge, offering support, and caring for each other—that is how Direct Wire is building a great American company.




A History of INNOVATION



Growing demand for Direct's Flex-A-Prene product sees the company add standard and custom color options to the popular welding cable. Customers were now able to quickly identify owned cables on the job site, bring branding elements into their operation, and assign colors for specific functions or safety.

1998



The first version of Ultra-Flex® launches with its signature orange jacketing and industry-best flexibility characteristics. The new product is an immediate success within high-flex applications, including pipeliners, robotics, and constrained spaces.

1999



To answer customer demand for ready-to-use products, Direct develops a seamless process to offer precision-cut cable lengths that eliminate in-the-field, inaccurate, and messy cuts while saving time and labor costs.

2003



Direct becomes the first manufacturer to incorporate SAE J1127 requirements into its welding cable, requiring minimum copper amounts per gauge, appropriate sizing for specific applications, and testing for mechanical and performance characteristics.

2010



At Direct Wire, we have a proud tradition of innovation and pioneering spirit that keeps us at the forefront of product development, service excellence, and continuous improvement. From humble beginnings – mailing cable samples from the garage of owner, Richard Witwer – to the commissioning of our newest, state-of-the-art continuous vulcanization line, Direct Wire remains committed to pushing toward the future.

We're proud of Direct Wire's history of success and the creativity and ingenuity of our employees who have made it possible. Below is more recent proof of how our team of visionaries and trailblazers has redefined innovation within the wire and cable industry.



Adhering to ethical and sustainable operations, Direct introduces its unique Copper Recycling Program to provide a competitive scrap return solution for customers. The convenient process offers simple and consistent credit rates based on COMEX marketing pricing.

2012



Direct integrates Quick Print® capabilities into its long- and short-run manufacturing processes allowing customizable ink printing along the outer cable jacketing to help company branding, identify cable types, and deter theft.

2013



Cable customization takes another step forward as Direct begins offering the application of extruded color striping on its rubber compound products. The striping process has since been made available on all plastic compound products as well.

2014



Direct becomes the first wire and cable manufacturer in the US to integrate Super Steam curing processes into its CV lines. The cutting-edge technology utilizes reduced pressure and optimal heat levels to manufacture superior-quality dual pass and multi-conductor cables.

2020

WELDING LEADS

The conductor cable or electrical conductor between the arc welding machine and the work.



CONSTRUCTION - Lenco

DESCRIPTION	LENGTH	AMPACITY	PART NO.
1/0 FLEX-A-PRENE BLK 25' W/BLK LC-40 M&F	25	250	FP1393
1/0 FLEX-A-PRENE BLK 50' W/BLK LC-40 M&F	50	350	FP1467
1/0 FLEX-A-PRENE BLK 100' W/BLK LC-40 M&F	100	200	FP1621
2/0 FLEX-A-PRENE BLK 25' W/BLK LC-40 M&F	25	250	FP4595
2/0 FLEX-A-PRENE BLK 50' W/BLK LC-40 M&F	50	400	FP2077
2/0 FLEX-A-PRENE BLK 100' W/BLK LC-40 M&F	100	200	FP2224
4/0 FLEX-A-PRENE BLK 50' W/BLK LC-40 M&F	50	550	FP2629
4/0 FLEX-A-PRENE BLK 100' W/BLK LC-40 M&F	100	350	FP2671

CONSTRUCTION - Tweco

DESCRIPTION	LENGTH	AMPACITY	PART NO.
1/0 FLEX-A-PRENE BLK 25' W/BLK 2MPC M&F	25	250	FP4046
1/0 FLEX-A-PRENE BLK 50' W/BLK 2MPC M&F	50	350	FP1470
1/0 FLEX-A-PRENE BLK 100' W/BLK 2MPC M&F	100	200	FP1623
2/0 FLEX-A-PRENE BLK 25' W/BLK 2MPC M&F	25	250	FP2013
2/0 FLEX-A-PRENE BLK 25' W/BLK 2MPC M&F	50	400	FP2081
2/0 FLEX-A-PRENE BLK 25' W/BLK 2MPC M&F	100	200	FP2227

WELDING GROUNDS

The connection of the work lead to the work station.



WELDING GROUND CLAMP ASSEMBLIES

DESCRIPTION	GAUGE	LENGTH	PART NO.
2/0 FLEX-A-PRENE BLK 3' W/EG500 & 2/0 LUG	2/0	3	FP1821
1/0 FLEX-A-PRENE BLK 10' W/GC300 & 2MPCM	1/0	10	FP1258
2/0 FLEX-A-PRENE RED 10' W/GC300	2/0	10	FP5805
1/0 FLEX-A-PRENE BLK 50' W/EG500 & LC-40 M	1/0	50	FP1482
1/0 FLEX-A-PRENE BLK 25' W/EG500	1/0	25	FP1401
2/0 FLEX-A-PRENE BLK 2' W/LENCO 300	2/0	2	FP6042
1/0 FLEX-A-PRENE BLK 10' W/GC300 & 2MPCM	1/0	10	FP1258
#1 FLEX-A-PRENE BLK 50' W/EG500 & LC-40 M	#1	50	FP4360
2/0 FLEX-A-PRENE BLK 2' W/300 & 2WPC M	2/0	2	FP1797
2/0 FLEX-A-PRENE BLK 3' W/300 & 2WPC M	2/0	3	FP1829
1/0 FLEX-A-PRENE BLU 15' W/GC300	1/0	15	FP8116
1/0 FLEX-A-PRENE BLU 15' W/GC300	1/0	15	FP1763
2/0 FLEX-A-PRENE RED 10' W/EG500 & LUG	2/0	10	FP5844
2/0 FLEX-A-PRENE BLK 50' W/GC300 & LC-40 M	2/0	50	FP2108
1/0 FLEX-A-PRENE BLK 50' W/GC300 & 2MPCM	1/0	50	FP1490
1/0 FLEX-A-PRENE BLK 50' W/GC300 & 2MPCM	1/0	50	FP1534 Box
2/0 FLEX-A-PRENE BLK 50' W/GC300 & 2MPCM	2/0	50	FP2109
1/0 FLEX-A-PRENE BLU 15' W/GC300	1/0	15	FP1763
#1 FLEX-A-PRENE BLK 25' W/1MPCM & GC300	#1	25	FP0167

WELDING STINGER/ELECTRODE HOLDER

The SMAW electrode holder, also known as stingers, connect to a stick welder that supplies current to the electrode.



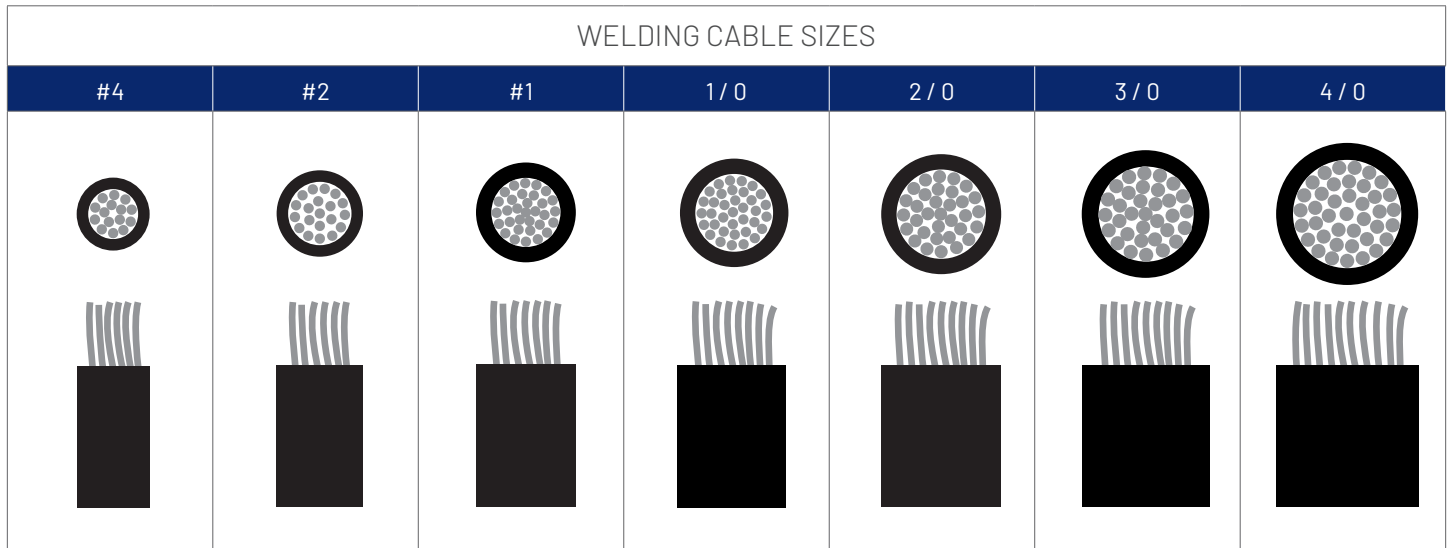
WELDING STINGER/ELECTRODE HOLDER ASSEMBLIES

DESCRIPTION	GAUGE	LENGTH	PART NO.
#2 FLEX-A-PRENE BLK 10' W/2-1MPCM & HT2	#2	10	FP0419
#1 FLEX-A-PRENE BLK 10' RDA W/AF25 & RED LC40 M	#1	10	FP7696
#2 FLEX-A-PRENE BLK 10' W/PA532 & #2 LUG	#2	10	FP0434
#2 FLEX-A-PRENE BLK 10' W/LDP-50M & PA532	#2	10	FP6143
#2 FLEX-A-PRENE BLU 15' W/A532 & 2MPC M	#2	15	FP7695
#1 ULTRA-FLEX ORG 12' W/A532 & 2-1MPC	#1	12	UF0774
#2 FLEX-A-PRENE RED 10' W/A532 & 2WPC M	#2	10	FP0480
#2 FLEX-A-PRENE BLK 10' W/A532 & 2WPC M	#2	10	FP0440
#2 FLEX-A-PRENE BLK 8' W/A316 & 2WPC M	#2	8	FP0405
#2 FLEX-A-PRENE BLK 10' W/A532 & 2-1WPC M	#2	10	FP0441
#1 FLEX-A-PRENE BLK 12' W/A-316	#1	12	FP5928

Per OSHA 1926.351, Only cable free from repair or splices for a minimum distance of 10 feet from the cable end to which the electrode holder is connected shall be used, except that cables with standard insulated connectors or with splices whose insulating quality is equal to that of the cable are permitted.

WELDING CABLE

SIZES & SUGGESTED AMPACITY



NOTE 1: Welding cable sizes are drawn to scale.

SUGGESTED IN-LINE AMPACITY FOR WELDING CABLE

AMPS	50'	75'	100'	125'	150'	175'	200'	225'	250'	275'	300'	325'	350'
100	#4	#2	#2	#1	#1	1/0	2/0	2/0	3/0	3/0	3/0	4/0	4/0
150	#2	#2	#1	1/0	2/0	3/0	3/0	4/0	4/0	250 MCM	250 MCM	250 MCM	350 MCM
200	#2	#1	2/0	3/0	3/0	4/0	4/0	250 MCM	350 MCM	350 MCM	350 MCM	350 MCM	
250	#1	1/0	3/0	4/0	4/0	250 MCM	350 MCM	350 MCM	350 MCM				
300	#1	2/0	3/0	4/0	250 MCM	350 MCM	350 MCM	350 MCM					
350	1/0	3/0	4/0	250 MCM	350 MCM	350 MCM							
400	2/0	3/0	250 MCM	350 MCM	350 MCM								
450	2/0	4/0	250 MCM	350 MCM	350 MCM								
500	3/0	4/0	350 MCM	350 MCM									
550	4/0	250 MCM	350 MCM										
600	4/0	250 MCM	350 MCM										

NOTE 2: For reference only. Due to variables within welding applications, it is recommended the user consult an electrical engineer for a particular welding application.

NOTE 3: Distance from power source (per lead).

Customization

Jacket Colors

- Black (standard) ● Blue ● Green ● Red ● Yellow ● Orange
- Custom colors available upon request

Marking Options

- Quick Print®; Surface Print; Indent Print; Logo/Icon; Sequential Marking

FLEX-A-PRENE®

INDUSTRIAL WELDING CABLE



Applications

Direct's Flex-A-Prene® is the industry's most recognized brand name of industrial welding cable. Highly durable and versatile, the cable is designed for use in stingers/whips, leads, and ground clamp welding assemblies as well as battery applications such as chargers and wire harnesses. Flex-A-Prene is SAE J1127 (#6 to 250 MCM) and RoHS compliant and manufactured in the USA.

Construction

- Rope-lay, bunch-stranded 30 AWG SAE copper conductor
- Wrapped paper separator
- Jacketed with proprietary LSHF EPDM compound

[See reverse for construction details and technical specifications](#)

FLEX-A-PRENE | INDUSTRIAL WELDING CABLE

AWG SIZE ¹	# COND STRAND / DIAM(OR) GA	NOMINAL INSULATION THICKNESS		NOMINAL OUTSIDE DIAMETER (+JACKET)		APPROX LBS PER 1K'
		INCHES	MM	INCHES	MM	
#8	182 / 30	.060	1.52	.280	7.11	80
#6	260 / 30	.060	1.52	.308	7.82	108
#4	364 / 30	.060	1.52	.343	8.71	147
#2	624 / 30	.060	1.52	.428	10.87	238
#1	767 / 30	.080	2.03	.488	12.40	299
1 / 0	975 / 30	.080	2.03	.533	13.54	369
2 / 0	1,196 / 30	.080	2.03	.568	14.43	443
3 / 0	1,547 / 30	.080	2.03	.618	15.70	556
4 / 0	1,950 / 30	.080	2.03	.688	17.48	696
250 MCM	2,432 / 30	.095	2.41	.806	20.47	900
350 MCM	3,330 / 30	.095	2.41	.908	23.06	1,203
500 MCM	4,847 / 30	.095	2.41	1.054	26.77	1,884
4/0 HD	1,950 / 30	.167	4.24	.860	21.84	810

¹SAE J1127 standard does not apply to #8 AWG, 350 MCM, 500 MCM, and 4/0 HD.

FLEX-A-PRENE[®] INDUSTRIAL WELDING CABLE

TECHNICAL SPECIFICATIONS

Construction

- | | |
|---------------------|------------------------------------------------------------------------------------------------------------------------------------------------------------------------------------------------------------------------------------------------------------------------------------------------------------------------------------------|
| Conductors | <ul style="list-style-type: none">• Rope-lay, bunch-stranded 30 AWG SAE copper conductor |
| Voltage Rating | <ul style="list-style-type: none">• 600 V |
| Insulation & Jacket | <ul style="list-style-type: none">• Wrapped paper separator• Jacketed with proprietary low-smoke, halogen-free EPDM compound• Resistant to abrasion, battery acid, diesel fuel, engine coolant, engine oil, ethanol, extreme temperatures, flame, gasoline, power-steering fluid, and transmission fluid |
| Temperature Range | <ul style="list-style-type: none">• -50°C (-58°F) to 105°C (221°F) |
-

Standards & Certifications

- | | |
|--------------------|---------------------------------------------------------------------------------------------------------------------------------------------------------------------------------------------------------------------------------------------|
| Industry Approvals | <ul style="list-style-type: none">• SAE J1127 Compliant (#6 to 250 MCM)• NEC Article 630 (Electric Welders)• Suitable for battery use per UL 558 and 583• REACH, RoHS, CMRT, and Prop 65 Compliant |
|--------------------|---------------------------------------------------------------------------------------------------------------------------------------------------------------------------------------------------------------------------------------------|
-

Standard Stock

- | | |
|-------------------|--------------------------------------------------------------------------------------------------------------------------------------------------------------------------------------------|
| Available Lengths | <ul style="list-style-type: none">• Coils/Assemblies at 25', 50', 100', and 250'• Reels at 500', 1,000', and 2,500'• Custom lengths available upon request |
|-------------------|--------------------------------------------------------------------------------------------------------------------------------------------------------------------------------------------|
-

Customization

- | | |
|---------------------|------------------------------------------------------------------------------------------------------------------------------------------------------------|
| Jacket Colors | <ul style="list-style-type: none">• ● Black (standard) ● Blue ● Green ● Red ● Yellow ● Orange• Custom colors available upon request |
| Sample Print Legend | <ul style="list-style-type: none">• {AWG SIZE} FLEX-A-PRENE WELDING CABLE 600V -50°C +105°C * MADE IN USA * RoHS * SAE J1127 |
| Marking Options | <ul style="list-style-type: none">• Quick Print[®]; Surface Print; Indent Print; Logo/Icon; Sequential Marking |

ULTRA-FLEX®

FLEXIBLE WELDING CABLE



Applications

Direct's Ultra-Flex® commercial welding cable has been completely re-engineered with improved stranding and jacketing for superior flexibility and ease-of-movement within high-flex applications, including pipelines, robotics, and constrained areas. Ultra-Flex is SAE J1127 and RoHS compliant, and manufactured in the USA.

Construction

- Rope-lay, bunch-stranded, ultra flexible 34 or 36 AWG SAE copper conductor
- Jacketed with TPE compound
- Signature vibrant orange with deep black striping

See reverse for construction details and technical specifications

ULTRA-FLEX FLEXIBLE WELDING CABLE						
AWG SIZE	STRANDING	INSULATION THICKNESS (NOM)		OUTSIDE DIAMETER (NOM)		APPROX LBS PER 1K'
	/ DIAM (OR) GA	INCHES	MM	INCHES	MM	
#2	2,548 / 36 GA	.060	1.52	.428	10.87	240
#1	3,136 / 36 GA	.080	2.03	.498	12.65	311
1 / 0	3,969 / 34 GA	.080	2.03	.533	13.54	383
2 / 0	4,949 / 34 GA	.080	2.03	.588	14.94	464

SUGGESTED IN-LINE AMPACITY FOR WELDING CABLE													
AMPS	50'	75'	100'	125'	150'	175'	200'	225'	250'	275'	300'	325'	350'
100	#4	#2	#2	#1	#1	1 / 0	2 / 0	2 / 0	3 / 0	3 / 0	3 / 0	4 / 0	4 / 0
150	#2	#2	#1	1 / 0	2 / 0	3 / 0	3 / 0	4 / 0	4 / 0	250 MCM	250 MCM	250 MCM	350 MCM
200	#2	#1	2 / 0	3 / 0	3 / 0	4 / 0	4 / 0	250 MCM	350 MCM	350 MCM	350 MCM	350 MCM	
250	#1	1 / 0	3 / 0	4 / 0	4 / 0	250 MCM	350 MCM	350 MCM	350 MCM				
300	#1	2 / 0	3 / 0	4 / 0	250 MCM	350 MCM	350 MCM	350 MCM					
350	1 / 0	3 / 0	4 / 0	250 MCM	350 MCM	350 MCM							
400	2 / 0	3 / 0	250 MCM	350 MCM	350 MCM								
450	2 / 0	4 / 0	250 MCM	350 MCM	350 MCM								
500	3 / 0	4 / 0	350 MCM	350 MCM									
550	4 / 0	250 MCM	350 MCM										
600	4 / 0	250 MCM	350 MCM										

For reference only. Due to variables within welding applications, it is recommended the user consult an electrical engineer for a particular welding application.



ULTRA-FLEX[®] FLEXIBLE WELDING CABLE

TECHNICAL SPECIFICATIONS

Construction

- | | |
|---------------------|---------------------------------------------------------------------------------------------------------------------------------------------------------------------------------------------------------------------------------------------------------|
| Conductors | <ul style="list-style-type: none">• Rope-lay, bunch-stranded, ultra flexible 34 or 36 AWG SAE copper conductor |
| Voltage Rating | <ul style="list-style-type: none">• 600 V |
| Insulation & Jacket | <ul style="list-style-type: none">• Jacketed with TPE compound• Resistant to battery acid, diesel fuel, engine coolant, engine oil, ethanol, extreme temperatures, flame, gasoline, power-steering fluid, and transmission fluid |
| Temperature Range | <ul style="list-style-type: none">• -50°C (-58°F) to 105°C (221°F) |
-


Standards & Certifications

- | | |
|--------------------|---------------------------------------------------------------------------------------------------------------------------------------------|
| Industry Approvals | <ul style="list-style-type: none">• NEC Article 630 (Electric Welders)• SAE J1127 Compliant• RoHS Compliant |
|--------------------|---------------------------------------------------------------------------------------------------------------------------------------------|
-

Standard Stock


- | | |
|-------------------|--------------------------------------------------------------------------------------------------------------------------------------------------------------------------------------------|
| Available Lengths | <ul style="list-style-type: none">• Coils/Assemblies at 25', 50', 100', and 250'• Reels at 500', 1,000', and 2,500'• Custom lengths available upon request |
|-------------------|--------------------------------------------------------------------------------------------------------------------------------------------------------------------------------------------|
-

Customization

- | | |
|---------------------|------------------------------------------------------------------------------------------------------------------------------------------------------------------------|
| Jacket Colors | <ul style="list-style-type: none">•  Vibrant Orange with Black stripe |
| Sample Print Legend | <ul style="list-style-type: none">• {AWG} ULTRA-FLEX WELDING CABLE 600V -50°C +105°C * MADE IN USA * RoHS * SAE J1127 |
| Marking Options | <ul style="list-style-type: none">• Quick Print[®]; Surface Print; Indent Print; Logo/Icon; Sequential Marking |

SOOW (MSHA)

MULTI-CONDUCTOR POWER CABLE



Applications

Direct's SOOW (MSHA) is a versatile multi-conductor power cable designed for use in industrial and other demanding applications, including heavy equipment, construction machinery, motors and welding leads, portable lighting, battery chargers, shallow water immersion, and mining environments. SOOW (MSHA) is MSHA compliant, NEC 400 and NFPA 70 permitted, and manufactured in the USA.

Construction

- Rope-lay, bunch-stranded 30 AWG SAE copper conductors
- Internal conductors insulated with proprietary LSHF EPDM compound; color-coded
- Twisted and reinforced with wrapped paper spacers
- Jacketed with proprietary CPE compound

See reverse for construction details and technical specifications

SOOW (MSHA) | MULTI-CONDUCTOR POWER CABLE

AWG SIZE / # OF COND	COND STRANDS / DIAM (OR) GA	COND WALL THICKNESS (NOM)		JACKET THICKNESS (NOM)		OUTSIDE DIAMETER (NOM)		AMPACITY ¹	APPROX LBS PER 1K'
		INCHES	MM	INCHES	MM	INCHES	MM		
8 / 2	182 / 30	0.050	1.27	0.060	1.52	0.644	16.36	40 A	238
8 / 3	182 / 30	0.050	1.27	0.060	1.52	0.703	17.86	40 A	314
8 / 4	182 / 30	0.050	1.27	0.060	1.52	0.770	19.56	35 A	406
6 / 2	260 / 30	0.050	1.27	0.060	1.52	0.694	17.63	55 A	289
6 / 3	260 / 30	0.050	1.27	0.060	1.52	0.761	19.33	55 A	398
6 / 4	260 / 30	0.050	1.27	0.060	2.03	0.835	21.21	45 A	519
4 / 2	364 / 30	0.050	1.27	0.080	2.03	0.790	20.07	70 A	378
4 / 3	364 / 30	0.050	1.27	0.080	2.03	0.838	21.29	70 A	515
4 / 4	364 / 30	0.050	1.27	0.080	2.03	0.922	23.42	60 A	665
2 / 2	624 / 30	0.050	1.27	0.080	2.03	0.954	24.23	95 A	583
2 / 3	624 / 30	0.050	1.27	0.080	2.03	1.015	25.78	95 A	813
2 / 4	624 / 30	0.050	1.27	0.080	2.03	1.121	28.47	80 A	1,052

¹Allowable ampacity per NFPA 70 / NEC Article 400. Values are based on ambient temperature of 30°C.

SOOW (MSHA) MULTI-CONDUCTOR POWER CABLE

TECHNICAL SPECIFICATIONS

Construction

- | | |
|---------------------|------------------------------------------------------------------------------------------------------------------------------------------------------------------------------------------------------------------------------------------------------------------------------------------------------------------------------------------------------------------------------------------------------------------------------------------------------------------------------------------------------------------------------------------------------------------------------------------------------------------------------------------------------------------------------------------------------------------------|
| Conductors | <ul style="list-style-type: none">• Rope-lay, bunch-stranded 30 AWG SAE copper conductors |
| Voltage Rating | <ul style="list-style-type: none">• 600 V |
| Insulation & Jacket | <ul style="list-style-type: none">• Internal conductors insulated with proprietary low-smoke, halogen-free EPDM compound; color-coded• Twisted and reinforced with wrapped paper spacers• Jacketed with proprietary CPE compound• Insulation resistant to abrasion, battery acid, diesel fuel, engine coolant, engine oil, ethanol, extreme temperatures, flame, gasoline, power-steering fluid, and transmission fluid• Jacket resistant to abrasion, crushing force, extreme temperatures, flame, impact, oil, sunlight, and water• 60°C (140°F) oil resistant temperature rating (CPE compound)• UL tested 720 hours sunlight resistance rating |
| Temperature Range | <ul style="list-style-type: none">• -40°C (-40°F) to 90°C (194°F) |
-

Standards & Certifications

- | | |
|--------------------|--------------------------------------------------------------------------------------------------------------------------------------------------------------------------------------------------------------------------------------------|
| Industry Approvals | <ul style="list-style-type: none">• MSHA Compliant• NEC Article 400 Permitted• NFPA 70 Permitted• 30 CFR Subpart K• FT-5 Flame Tested• REACH, RoHS, CMRT, and Prop 65 Compliant |
|--------------------|--------------------------------------------------------------------------------------------------------------------------------------------------------------------------------------------------------------------------------------------|
-

Standard Stock

- | | |
|-------------------|--------------------------------------------------------------------------------------------------------------------------------------------------------------------------------------------|
| Available Lengths | <ul style="list-style-type: none">• Coils/Assemblies at 25', 50', and 100'• Reels at 250', 500', 1,000', and 2,500'• Custom lengths available upon request |
|-------------------|--------------------------------------------------------------------------------------------------------------------------------------------------------------------------------------------|
-

Customization

- | | |
|-----------------|----------------------------------------------------------------------------------------------------------------------------|
| Jacket Colors | <ul style="list-style-type: none">• ● Black (standard) |
| Marking Options | <ul style="list-style-type: none">• Quick Print®; Surface Print; Indent Print; Logo/Icon; Sequential Marking |
-

BOOSTER / DUPLEX

BATTERY BOOSTER CABLE



Applications

Direct's Booster/Duplex is an industrial grade, heavy-duty battery booster cable primarily used for interconnection between batteries when jump-starting is required. Booster/Duplex meets SAE J1127 Type SGT (starter or ground; general purpose; thermoplastic insulated), RoHS compliant, and is manufactured in the USA.

Construction

- Rope-lay, bunch-stranded 30 AWG SAE copper conductors (2); color-coded for polarity
- Wrapped paper separator
- Jacketed with high-quality TPE compound

[See reverse for technical specifications](#)

BOOSTER / DUPLEX | BATTERY BOOSTER CABLE

AWG SIZE & # COND	# COND STRANDS	BRIDGE WIDTH & THICKNESS		NOMINAL WALL THICKNESS		NOMINAL OUTSIDE DIAMETER (+JACKET)	
	/ DIAM (OR) GA	INCHES	MM	INCHES	MM	INCHES	MM
#8 - 2C	182 / 30	.030	.762	.060	1.52	.278	7.06
#6 - 2C	260 / 30	.060	1.52	.080	2.03	.335	8.51
#4 - 2C	364 / 30	.060	1.52	.080	2.03	.371	9.42
#2 - 2C	624 / 30	.060	1.52	.080	2.03	.453	11.51
#1 - 2C	767 / 30	.060	1.52	.080	2.03	.481	12.22
1 / 0 - 2C	975 / 30	.060	1.52	.080	2.03	.526	13.36



BOOSTER / DUPLEX BATTERY BOOSTER CABLE

TECHNICAL SPECIFICATIONS

Construction

- | | |
|---------------------|-----------------------------------------------------------------------------------------------------------------------------------------------------------------------------------------------------------------------------------------------------------------------------------------------------------------------------|
| Conductors | <ul style="list-style-type: none">• Rope-lay, bunch-stranded 30 AWG SAE copper conductors (2); color-coded for polarity |
| Voltage Rating | <ul style="list-style-type: none">• 60 V |
| Insulation & Jacket | <ul style="list-style-type: none">• Wrapped paper separator• Jacketed with TPE compound• Tangle-free flexibility• Resistant to battery acid, diesel fuel, engine coolant, engine oil, ethanol, extreme temperatures, flame, gasoline, power-steering fluid, and transmission fluid |
| Temperature Range | <ul style="list-style-type: none">• -50°C (-58°F) to 105°C (221°F) |
-


Standards & Certifications

- | | |
|--------------------|---------------------------------------------------------------------------------------------------------------------------|
| Industry Approvals | <ul style="list-style-type: none">• SAE J1127 Type SGT• RoHS Compliant• Prop 65 Compliant |
|--------------------|---------------------------------------------------------------------------------------------------------------------------|
-

Standard Stock


- | | |
|-------------------|--------------------------------------------------------------------------------------------------------------------------------------------------------------------------------------------|
| Available Lengths | <ul style="list-style-type: none">• Coils/Assemblies at 25', 50', 100', and 250'• Reels at 500', 1,000', and 2,500'• Custom lengths available upon request |
|-------------------|--------------------------------------------------------------------------------------------------------------------------------------------------------------------------------------------|
-

Customization

- | | |
|---------------------|---------------------------------------------------------------------------------------------------------------------------------------------------|
| Jacket Colors | <ul style="list-style-type: none">•  Black / Red |
| Sample Print Legend | <ul style="list-style-type: none">• {AWG SIZE} BATTERY BOOSTER CABLE -50°C + 105°C MADE IN THE USA SAE J1127 RoHS |
| Marking Options | <ul style="list-style-type: none">• Quick Print®; Surface Print; Indent Print; Logo/Icon; Sequential Marking |

DURA-FLEX®

TYPE W POWER CABLE



Applications

Direct's Dura-Flex® Type W is an industrial grade, portable power cable primarily used for permanent or temporary power supply. Durable and versatile, the cable is also commonly deployed for heavy-use applications, including rental, mining, A/C systems, and motor battery leads. Dura-Flex is UL and cULus listed, CSA approved, RoHS compliant, and manufactured in the USA.

Construction

- Rope-lay, bunch-stranded 30 AWG copper conductor; bare ASTM Class K copper
- Separators: paper (conductor) and mesh (insulation)
- Insulated with LSHF EPDM compound
- Jacketed with proprietary CPE compound

See reverse for technical specifications

DURA-FLEX | TYPE W POWER CABLE

AWG SIZE	STRANDING	INSULATION THICKNESS (NOM)		OUTSIDE DIAMETER (NOM)		AMPACITY ¹	APPROX LBS PER 1K'
	/ DIAM (OR) GA	INCHES	MM	INCHES	MM		
#6	273 / 30	.095	2.41	.503	12.78	105 A	188
#4	429 / 30	.095	2.41	.549	13.94	140 A	253
#2	676 / 30	.095	2.41	.620	15.75	190 A	350
#1	845 / 30	.095	2.41	.688	17.48	220 A	436
1 / 0	1,066 / 30	.095	2.41	.740	18.80	260 A	523
2 / 0	1,339 / 30	.095	2.41	.794	20.17	300 A	631
3 / 0	1,677 / 30	.095	2.41	.830	21.08	350 A	740
4 / 0	2,109 / 30	.095	2.41	.906	23.01	405 A	908

¹ Allowable ampacity per NFPA 70 / NEC Article 400. Values are based on ambient temperature of 30°C.

DURA-FLEX[®] TYPE W POWER CABLE

TECHNICAL SPECIFICATIONS

Construction

Conductors	<ul style="list-style-type: none">Rope-lay, bunch-stranded 30 AWG copper conductor; bare ASTM Class K copper
Voltage Rating	<ul style="list-style-type: none">600 V; 2,000 V
Insulation & Jacket	<ul style="list-style-type: none">Separators: paper (conductor) and mesh (insulation)Insulated with low-smoke, halogen-free EPDM compoundJacketed with proprietary CPE compoundResistant to abrasion, crushing force, extreme temperatures, flame, impact, oil, sunlight, and waterUL tested 60°C (140°F) oil resistant temperature ratingUL tested 720 hours sunlight resistance rating
Temperature Range	<ul style="list-style-type: none">-40°C (-40°F) to 90°C (194°F) Dry; 90°C (194°F) Wet

Standards & Certifications

Industry Approvals	<ul style="list-style-type: none">UL 1650IAW UL 44 and 2556IAW CSA C22.2 No. 96 and No. 2556IAW ASTM B3, B49, and B172cULus Listed	<ul style="list-style-type: none">MSHA ApprovedFT-1, FT-2, and FT-5RHH/RHW/RHW-2RoHS Compliant
--------------------	--------------------------------------------------------------------------------------------------------------------------------------------------------------------------------------	-----------------------------------------------------------------------------------------------------------------------------------------

Standard Stock

Available Lengths	<ul style="list-style-type: none">Coils/Assemblies at 25', 50', 100', and 250'Reels at 500', 1,000', and 2,500'Custom lengths available upon request
-------------------	--------------------------------------------------------------------------------------------------------------------------------------------------------------------------------------

Customization

Jacket Colors	<ul style="list-style-type: none">● Black (standard) ● Blue ● Green ● Red ● Yellow
Sample Print Legend	<ul style="list-style-type: none">{DIRECT LOGO} DURA-FLEX (cULus) {E #} TYPE W {AWG SIZE} 90C DRY 90C WET 2000 V SUN RES OIL RES 60C - PPC 600V 90C -40C FT5 - {P#} MSHA
Marking Options	<ul style="list-style-type: none">Quick Print[®]; Surface Print; Indent Print; Logo/Icon; Sequential Marking

WELDING PLUGS & RECEPTICLES

220V AC PLUGS



S42

Configuration: 2-pole,
3-wire Grounding
Rating: 30/50A 250V,
NEMA 6-30P/MENA 6-50P



S80-SP

Configuration: 3-pole,
3-wire Non-Grounding
Rating: 30A 125/250V,
NEMA 10-30



S21 (30/50A)

Configuration: 3-pole,
4-wire Grounding
Rating: 30/50A 125/250V,
NEMA 14-30



7513C

Configuration: Insulgrip,
Nylon; 3-Pole, 3-wire
Non-Grounding
Rating: 50A 125/250V,
NEMA 10-50P
UL Listed, 3(2) HP



95541C

Configuration: Nylon;
3-Pole, 4-wire Grounding
Rating: 50A 125/250V,
NEMA 14-50P
UL CSA, 3(2) HP

110V AC PLUGS



5266C

Configuration: Black
and white nylon; 2-Pole,
3-wire Grounding
Rating: 15/20A 125V



5226C

Configuration: 8-Position
angle plug, Black and
white nylon; 2-Pole,
3-wire Grounding
Rating: 15/20A 125V

WELDING PLUGS & RECEPTICLES

220V AC RECEPTICLES



1252

Configuration: 2-pole,
3-wire Grounding
Rating: 30/50A 250V,
NEMA 6-30P/MENA 6-50P



112

Configuration: 3-pole,
3-wire Non-Grounding
Rating: 30A 125/250V,
NEMA 10-30



7515C

Configuration: 3-pole,
4-wire Grounding
Rating: 30/50A 125/250V,
NEMA 14-30

110V AC RECEPTICLES



5269C

Configuration: Insulgrip,
Nylon; 3-Pole, 3-wire
Non-Grounding
Rating: 50A 125/250V,
NEMA 10-50P
UL Listed, 3(2) HP



5369C

Configuration: Nylon;
3-Pole, 4-wire Grounding
Rating: 50A 125/250V,
NEMA 14-50P
UL CSA, 3(2) HP

12/3 HEAVY DUTY EXTENSION CORD SET



Applications

Designed for indoor and outdoor heavy industrial use. Meets or exceeds all UL and OSHA requirements.

- -35°F Temperature range, no cracking or breaking
- Rugged, molded-on lit connectors
- Every cord is tested for indoor and outdoor use
- Contractor approved

Construction

- Highly flexible 30 gauge copper
- Insulated with SJTW jacket
- -37°C to +60°C (-35°F to 140°F)
- Labeled, boxed and shrink wrapped
- Available in 25', 50', and 100' Sets

12/3 HEAVY DUTY EXTENSION CORD CONSTRUCTION

GAUGE	LENGTH	DESCRIPTION	COLOR	RATING	WEIGHT	PART No.
12/3	25	12/3 25' Red Extension Cord	Red	15A	3.5 lbs	EC0336
12/3	50	12/3 50' Red Extension Cord	Red	15A	7.75 lbs	EC0335
12/3	100	12/3 100' Red Extension Cord	Red	15A	15.5 lbs	EC0337
12/3	25	12/3 25' Blue Extension Cord	Blue	15A	3.5 lbs	EC0349
12/3	50	12/3 50' Blue Extension Cord	Blue	15A	7.75 lbs	EC0348
12/3	100	12/3 100' Blue Extension Cord	Blue	15A	15.5 lbs	EC0350
12/3	25	12/3 25' Yellow Extension Cord	Yellow	15A	3.5 lbs	EC0331
12/3	50	12/3 50' Yellow Extension Cord	Yellow	15A	7.75 lbs	EC0330
12/3	100	12/3 100' Yellow Extension Cord	Yellow	15A	15.5 lbs	EC0332

10/3 HEAVY DUTY EXTENSION CORD SET



Applications

Designed for indoor and outdoor heavy industrial use. Meets or exceeds all UL and OSHA requirements.

- -35°F temperature range, no cracking or breaking
- Rugged, molded-on lit connectors
- Every cord is tested for indoor and outdoor use
- Contractor approved

Construction

- Highly flexible 30 gauge copper
- Insulated with SJTW jacket
- -37°C to +60°C (-35°F to 140°F)
- Labeled, boxed and shrink wrapped
- Available in 25', 50', and 100' Sets

10/3 HEAVY DUTY EXTENSION CORD CONSTRUCTION

GAUGE	LENGTH	DESCRIPTION	COLOR	RATING	WEIGHT	PART No.
10/3	25	10/3 25' Yellow Extension Cord	Yellow	15A	6.0 lbs	EC0049
10/3	50	10/3 50' Yellow Extension Cord	Yellow	15A	12.0 lbs	EC0078
10/3	100	10/3 100' Yellow Extension Cord	Yellow	15A	24.0 lbs	EC0112

10/3 EXTREME WEATHER EXTENSION CORD SET



Applications

Designed for indoor and outdoor heavy industrial use. Meets or exceeds all UL and OSHA requirements.

- -94°F temperature range, no cracking or breaking
- Rugged, molded-on lit connectors
- Every cord is tested for indoor and outdoor use
- Contractor approved

Construction

- Highly flexible 30 gauge copper
- Insulated with TPE jacket
- -70°C to +150°C (-94°F to 221°F)
- Labeled, boxed and shrink wrapped
- Available in 25', 50', and 100' Sets

10/3 HEAVY DUTY EXTENSION CORD CONSTRUCTION

GAUGE	LENGTH	DESCRIPTION	COLOR	RATING	WEIGHT	PART No.
12/3	25	12/3 25' Extreme Extension Cord	Blue	15A	3.5 lbs	EC0344
12/3	50	12/3 50' Extreme Extension Cord	Blue	15A	7.75 lbs	EC0343
12/3	100	12/3 100' Extreme Extension Cord	Blue	15A	15.5 lbs	EC0345

POWER PACK

BULK POWER CABLE & ASSEMBLIES

Introducing the Power Pack, a versatile solution for your cable and assembly needs. Experience cost savings with our exclusive quantity discounts, allowing you to order in bulk and enjoy competitive pricing on high-quality cables. The Power Pack not only ensures secure shipping, significantly reducing the risk of product damage during transit, but its collapsible bin design also offers efficient storage in your warehouse. Say goodbye to the hassle of managing individual pieces of cable – the Power Pack keeps everything organized, accessible, and ready for deployment when you need it.

INDUSTRIAL

OIL DRILLING

MINING

GENERATORS

ENTERTAINMENT

LIVE EVENTS

CONCERTS

BATTERY LEADS



Power Pack Product Configurations

- 4/0 Duraflex® Type W BLK 50' Bulk Power Pack (QTY 40 - M&F Cams)
- 4/0 Duraflex® Type W BLK 5' Tails Bulk Power Pack (QTY 100 - M Cam)
- 4/0 Duraflex® Type W BLK 5' Tails Bulk Power Pack (QTY 100 - F Cam)
- #2 Veri-flex® SC BLK 50' Banded Bulk Power Pack (QTY 15 - M&F Cams)
- #2 Veri-flex® SC BLK 5' Tails Banded Bulk Power Pack (QTY 50 - M Cam)
- #2 Veri-flex® SC BLK 5' Tails Banded Bulk Power Pack (QTY 50 - F Cam)
- 6/4 SOOW MSHA BLK 50' Bulk Power Pack (QTY 40 - (50A 125/250V connectors)

Container Specifications

Outside	• 48" / 44.5" / 34"
Inside	• 44.3" / 41.5" / 27.5"
Collapse	• 12.5"
Weight	• 129 lbs
Capacity	• 1,800 lbs
Container	• 60 (Assembled)
Truckload	• 84 (Assembled)

Collapsible Container Assembly Features

- Convenient four-way fork access for easy maneuverability in busy storage areas
- Material cleans easily and resists rust, odors, and moisture
- Positive interlocking corners provide secure set-up and quick folding
- 100% Recyclable: Plastic material can be recycled and reused

TERMINOLOGY

- » **A.C. Resistance** The total resistance offered by a device in an alternating current circuit due to the inductive and capacitive effects, as well as the direct current resistance.
- » **ACS** American Chemical Society
- » **Ampacity** The amount of current (electrical flow) a conductor can carry. The larger the wire size, the greater the amount of current. Current is expressed in amperes (AMP).
- » **Annealed Wire** Wire which after final drawdown, has been heated and slowly cooled to remove the effects of cold working.
- » **AWG** American Wire Gauge. Based on circular mil system. 1 mil = .001".
- » **Binder** A spirally served tape or thread used for holding assembled cable components in place awaiting subsequent manufacturing processes.
- » **Certificate of Compliance (C of C)** A certificate which is normally generated by a Quality Control Department, which shows that the product being shipped conforms to test specifications.
- » **Conductivity** The capability of a material to carry electrical current - usually expressed as a percentage of copper conductivity.
- » **Copper Rod** The first component in drawing copper conductors, commonly available as 5/16 inch rod.
- » **Elastomer** A rubber-like substance.
- » **Ethylene Propylene Rubber (EPR)** An ozone-resistant rubber consisting primarily of ethylene propylene Copolymer (EPM) or ethylene-propylene-diene monomer rubber (EPDM).
- » **Direct Current** An electric current which flows in only one direction.

TERMINOLOGY

- » **Flame Resistance** The ability of a material not to propagate flame once the flame source is removed.
- » **Flexibility** The quality of a cable or cable component which allows for bending under the influence of outside force, as opposed to limpness which is bending due to the cable's own weight.
- » **Gauge** A term used to denote the physical size of a wire.
- » **Ground** The connection between an electrical circuit and the earth or other large conducting body to serve as the earth thus making a complete electrical circuit.
- » **Insulation** A material having high resistance to the flow of electrical current.
- » **Jacket** An outer covering usually non-metallic, mainly used for protection against the environment.
- » **Ohm** Unit of resistance such as a constant current of one ampere produces a force of one volt.
- » **SJT** Junior hard service thermoplastic or rubber-insulated conductors with overall thermoplastic jacket. #00V. 60C to 105C.
- » **S00W** Service cord with oil resistant jacket, oil resistant insulation and weather resistant. Also water resistant. 600V.
- » **Volt** A unit of electrical pressure. One volt is the amount of pressure that will cause one ampere of current in one ohm of resistance.
- » **Vulcaniation** A curing process done with rubber, where the physical properties of the elastomer are changed by either chemical or cross-linking agent.
- » **Watt** A unit of electrical power. One watt is equivalent to the power represented by one ampere of current under a pressure of one volt in a DC current.

Value-Added Services

At Direct Wire, we understand wire and cable products are not one-size-fits-all. With continually changing business objectives and specific requirements, customers need capable and reliable supply partners now more than ever to deliver solutions that keep their business moving forward.

Direct Wire's value-added services compliment our manufacturing capacity and core product portfolio to provide customers with individualized solutions that address their current and anticipated needs. And, with distribution warehouses located in Denver, PA, Houston, TX, Portland, OR, and Los Angeles, CA, customers are assured they'll receive the correct product when it is needed and how it is specified.

» Color & Striping


Direct Wire's color capabilities and innovative striping process enable customers to quickly and accurately identify owned cables on the job site, bring branding elements into their operations, and assign colors and stripes for specific functions or safety.



Color

Our cable jackets and insulation layers contain colorants engineered directly into proprietary rubber and plastic compounds, delivering greater value than alternative methods such as dyeing or applying topcoat.

Direct Wire's permanent cable coloring makes for easier, faster, and safer wire and cable management on any project or job site, including identification, installation, tracing, repair, and replacement.



Striping

Direct Wire pioneered an advanced manufacturing method to incorporate a permanent colored vertical/longitudinal stripe directly into its extruded jackets.

Our striping capabilities allow customers to differentiate cable type and purpose, distinguish ownership to deter theft, and promote company branding—similar to Direct Wire's popular Ultra-Flex welding cable with its trademark orange jacket and black stripe.

» Printing & Marking

Our ink and indent printing systems apply customizable markings to cable jackets for various identification purposes and applications, including accurate footage (or sequential) markings, industry standards and approvals, physical and mechanical characteristics, branding, and more.



Ink Print

Direct Wire's exclusive Quick Print® service offers two unique methods to apply customized ink markings along the cable jacketing to help identify cable types and function, convey company branding, and deter theft.

Our high-speed inkjet and print wheel systems apply extra durable, easy-to-read letters, numbers, and unique characters to mark and label cable as specified by customers.



Indent Print

For a more permanent identification solution, Direct Wire's indent printing capabilities mark the cable jacket with debossed lettering, numbering, and other special characters that are the same color as the outer compound and require no reprint maintenance.

Indent technologies are integrated directly into our manufacturing process to ensure consistent and accurate markings press into the jacket material without impacting internal conductors, insulation layers, or cable performance.



Value-Added Services

» Direct Repair

Direct Repair is our in-house maintenance and replacement program that helps customers lower their total cost of ownership, avoid unplanned maintenance, and improve uptime and performance. From Direct Wire's specially equipped workshop, our qualified professionals carry out thorough product inspection, length adjustment, connector replacement, and spark testing.

Direct Repair Process Overview

1. Product is received and entered into Direct Repair system. Primary inspection is conducted and quote is submitted to customer for approval.
2. Customer approves repair and technical personnel is assigned. Product is assessed for additional faults, staged, and disassembled.
3. Product repair is carried out and spark testing is conducted. Completed repair is sent to cleaning station and final quality check.
4. Repaired product is packaged and prepared for return shipping to customer. Final invoice is generated after shipment.



» Copper Recycling

Adhering to ethical and sustainable operations, Direct Wire offers a unique Copper Recycling Program to provide a competitive scrap return solution for customers – taking back copper wire and cable products, whether ours or those made elsewhere.

This convenient process offers simple and consistent rates based on COMEX market pricing, with the dollar value applied as a credit towards future orders.

We maintain industry best practices for safe and responsible recycling, delivering a valuable, secure, and environmentally conscience service to our customers.

» Private Labeling

Direct Wire offers a private labeling option to select wholesale and distribution partners who need exclusivity while filling inventory gaps or broadening portfolios. This strategic program keeps manufacturing and quality systems under our control, while private label partners are empowered to market and sell under their established brand.

As no two companies have identical needs, no two private labeling agreements are the same. Combining our manufacturing capacity and expertise with each partner's unique specifications delivers a flexible, individualized, and mutually beneficial solution for business growth and competitive advantage.

» Fulfillment

Direct Wire's production facilities and order entry systems are networked in real-time with our distribution warehouses in Denver, PA, Houston, TX, Portland, OR, and Los Angeles, CA. This level of advanced integration, paired with our nationwide footprint, brings speed, simplicity, and efficiency to the fulfillment process—ensuring customers receive the correct product when and where it is needed.

Speed & Accuracy

Stock orders are rapidly fulfilled the same or next business day from our distribution facilities. We have processes in place that ensure proper inventory levels and order accuracy, giving customers peace of mind that they are receiving the correct product on time, every time.

Simplifying Freight

Our strategically located distribution facilities translate to a fast and efficient shipping experience, with industry-best lead times, online shipment tracking capabilities, as well as reduced overall transportation and freight costs.

Returns & Recycling

In the event of a new product or scrap recycling return, Direct Wire's customer service team will assist our customers with processing a replacement order or applying credit towards future orders.





WELDING

BULK & REELED CABLE PRODUCTS

(800)233-3848 | directwire.com