



# ***INDUSTRIAL***

BULK & REELED CABLE PRODUCTS

# The Direct Difference

Direct Wire is a multi-generation family business specializing in the manufacture of high-performance, industrial-grade wire and cable products for electrical transmission and power distribution applications. Every day, we set out to exceed our customers' expectations through superior service and customer focus, state-of-the-art technology and manufacturing capabilities, and our employees' commitment to embrace the values and vision of our company.



1977

ESTABLISHED  
IN DENVER, PA

125+

EMPLOYEES  
NATIONWIDE

Multi

GENERATION  
FAMILY-OWNED

40+

YEARS OF  
EXPERIENCE



## Service Above All

With millions of wire and cable footage manufactured annually for a wide variety of industries, we rigorously monitor and test all products to ensure they meet the highest quality standards, leverage functional partnerships to create meaningful solutions, respond and adapt to our customers' evolving needs, and strive to deliver a positive experience every time.

---



## Technology That Performs

Advanced equipment and an agile, scalable infrastructure provide us with in-house capabilities to manufacture products with construction quality that is unmatched in the marketplace, including higher copper stranding and tighter outside diameters, exceptional durability and resistance characteristics, and superior electrical conductivity and flexibility.

---

## People Who Care

We understand that our people are the face of Direct Wire and recognize the value of their individual and collective contributions. That is why we remain committed to hiring, training, and rewarding the best and brightest. Working hard, sharing knowledge, offering support, and caring for each other—that is how Direct Wire is building a great American company.




# A History of INNOVATION



Growing demand for Direct's Flex-A-Prene product sees the company add standard and custom color options to the popular welding cable. Customers were now able to quickly identify owned cables on the job site, bring branding elements into their operation, and assign colors for specific functions or safety.

## 1998



The first version of Ultra-Flex® launches with its signature orange jacketing and industry-best flexibility characteristics. The new product is an immediate success within high-flex applications, including pipeliners, robotics, and constrained spaces.

## 1999




To answer customer demand for ready-to-use products, Direct develops a seamless process to offer precision-cut cable lengths that eliminate in-the-field, inaccurate, and messy cuts while saving time and labor costs.

## 2003



Direct becomes the first manufacturer to incorporate SAE J1127 requirements into its welding cable, requiring minimum copper amounts per gauge, appropriate sizing for specific applications, and testing for mechanical and performance characteristics.

## 2010



At Direct Wire, we have a proud tradition of innovation and pioneering spirit that keeps us at the forefront of product development, service excellence, and continuous improvement. From humble beginnings – mailing cable samples from the garage of owner, Richard Witwer – to the commissioning of our newest, state-of-the-art continuous vulcanization line, Direct Wire remains committed to pushing toward the future.

We're proud of Direct Wire's history of success and the creativity and ingenuity of our employees who have made it possible. Below is more recent proof of how our team of visionaries and trailblazers has redefined innovation within the wire and cable industry.



Adhering to ethical and sustainable operations, Direct introduces its unique Copper Recycling Program to provide a competitive scrap return solution for customers. The convenient process offers simple and consistent credit rates based on COMEX marketing pricing.

2012



Direct integrates Quick Print® capabilities into its long- and short-run manufacturing processes allowing customizable ink printing along the outer cable jacketing to help company branding, identify cable types, and deter theft.

2013



Cable customization takes another step forward as Direct begins offering the application of extruded color striping on its rubber compound products. The striping process has since been made available on all plastic compound products as well.

2014



Direct becomes the first wire and cable manufacturer in the US to integrate Super Steam curing processes into its CV lines. The cutting-edge technology utilizes reduced pressure and optimal heat levels to manufacture superior-quality dual pass and multi-conductor cables.

2020

# 3284 / CL1254

## INTERCONNECTION BATTERY CABLE



### Applications

Direct’s 3284 / CL1254 is a highly versatile cable suitable for use within battery, welding, motor leads, appliance internal wiring, industrial battery chargers, uninterruptible power supply (UPS) systems, and other wire harness applications. 3284 / CL1254 is UL and cRUus listed, CSA approved, RoHS compliant, and manufactured in the USA.

### Construction

- Rope-lay, bunch-stranded 30 AWG copper conductor; bare or tinned ASTM Class K copper
- Wrapped paper separator
- Jacketed with LSHF EPR compound

[See reverse for construction details and technical specifications](#)

3284 / CL1254   INTERCONNECTION BATTERY CABLE						
AWG SIZE	# COND STRAND	NOMINAL INSULATION THICKNESS		NOMINAL OUTSIDE DIAMETER (+JACKET)		APPROX LBS PER 1K'
	/ DIAM(OR) GA	INCHES	MM	INCHES	MM	
#6	273 / 30	.080	2.03	.370	9.40	129
#4	429 / 30	.080	2.03	.420	10.67	189
#2	676 / 30	.080	2.03	.475	12.07	270
#1	845 / 30	.095	2.41	.544	13.82	346
1 / 0	1,066 / 30	.095	2.41	.581	14.76	418
2 / 0	1,339 / 30	.095	2.41	.630	16.00	514
3 / 0	1,677 / 30	.095	2.41	.688	17.48	631
4 / 0	2,109 / 30	.095	2.41	.746	18.95	776

# 3284 / CL1254 INTERCONNECTION BATTERY CABLE

## TECHNICAL SPECIFICATIONS

### Construction

Conductors	<ul style="list-style-type: none"><li>Rope-lay, bunch-stranded 30 AWG copper conductor; bare or tinned ASTM Class K copper</li></ul>
Voltage Rating	<ul style="list-style-type: none"><li>600 V</li><li></li></ul>
Insulation & Jacket	<ul style="list-style-type: none"><li>Wrapped paper separator</li><li>Jacketed with low-smoke, halogen-free EPR compound</li><li>Resistant to abrasion, battery acid, diesel fuel, engine coolant, engine oil, ethanol, extreme temperatures, flame, gasoline, power-steering fluid, and transmission fluid</li></ul>
Temperature Range	<ul style="list-style-type: none"><li>3284; -50°C (-58°F) to 125°C (257°F) Dry</li><li>CL1254; -30°C (-22°F) to 125°C (257°F) Dry</li></ul>

### Standards & Certifications

Industry Approvals	<ul style="list-style-type: none"><li>UL 758, 1581, and 2556</li><li>CSA C22.2 No. 127 and No. 2556</li><li>ASTM B3, B33, B49, B172, and B263</li><li>cRUus Listed</li><li>FT-1 and FT-2</li><li>REACH, RoHS, CMRT, and Prop 65 Compliant</li></ul>
--------------------	---

### Standard Stock

Available Lengths	<ul style="list-style-type: none"><li>Coils/Assemblies at 25', 50', 100', and 250'</li><li>Reels at 500', 1,000', and 2,500'</li><li>Custom lengths available upon request</li></ul>
-------------------	--

### Customization

Jacket Colors	<ul style="list-style-type: none"><li>● Black (standard)</li></ul>
Sample Print Legend	<ul style="list-style-type: none"><li>{AWG SIZE} cRUus {E#} AWM 3284 125°C -50°C 600V FT-2 - - - 6 AWG {E#} CL1254 125°C -30°C 600V FT-1</li></ul>
Marking Options	<ul style="list-style-type: none"><li>Quick Print®; Surface Print; Indent Print; Logo/Icon; Sequential Marking</li></ul>

# 3311 / 3279 / CL905

## INTERCONNECTION BATTERY CABLE



### Applications

Direct's 3311 / 3279 / CL905 is a versatile battery cable suitable for interconnection between terminals and starters or grounds. It is also commonly used in welding applications, motor leads, appliance wiring, and UPS systems. 3311 / 3279 / CL905 is UL and cRUus listed, CSA approved, RoHS compliant, and manufactured in the USA.

### Construction

- Rope-lay, bunch-stranded 30 AWG copper conductor; bare or tinned ASTM Class K copper
- Wrapped paper separator
- Jacketed with LSHF EPDM compound

[See reverse for construction details and technical specifications](#)

3311 / 3279 / CSA CL905   INTERCONNECTION BATTERY CABLE						
AWG SIZE	# COND STRAND	NOMINAL INSULATION THICKNESS		NOMINAL OUTSIDE DIAMETER(+JACKET)		APPROX LBS PER 1K'
	/ DIAM(OR) GA	INCHES	MM	INCHES	MM	
#8	182 / 30	.080	2.03	.326	8.28	92
#6	273 / 30	.080	2.03	.370	9.40	128
#4	429 / 30	.080	2.03	.420	10.67	187
#2	676 / 30	.080	2.03	.475	12.07	267
#1	845 / 30	.095	2.41	.544	13.82	344
1 / 0	1,066 / 30	.095	2.41	.581	14.76	416
2 / 0	1,339 / 30	.095	2.41	.630	16.00	511
3 / 0	1,677 / 30	.095	2.41	.688	17.48	628
4 / 0	2,109 / 30	.095	2.41	.746	18.95	773
250 MCM	2,527 / 30	.095	2.41	.810	20.57	926



# 3311 / 3279 / CL905 BATTERY CABLE

## TECHNICAL SPECIFICATIONS

### Construction

Conductors	<ul style="list-style-type: none"><li>Rope-lay, bunch-stranded 30 AWG copper conductor; bare or tinned ASTM Class K copper</li></ul>
Voltage Rating	<ul style="list-style-type: none"><li>600 V</li></ul>
Insulation & Jacket	<ul style="list-style-type: none"><li>Wrapped paper separator</li><li>Jacketed with low-smoke, halogen-free EPDM compound</li><li>Resistant to abrasion, battery acid, crushing force, diesel fuel, engine coolant, engine oil, ethanol, extreme temperatures, flame, gasoline, power-steering fluid, and transmission fluid</li></ul>
Temperature Range	<ul style="list-style-type: none"><li>3311; -50°C (-58°F) to 90°C (194°F)</li><li>3279; -50°C (-58°F) to 105°C (221°F)</li><li>CL905; -30°C (-22°F) to 90°C (194°F)</li></ul>

### Standards & Certifications

Industry Approvals	<ul style="list-style-type: none"><li>UL 758 Appliance Wiring Material</li><li>Meets battery cable requirements per:<ul style="list-style-type: none"><li>UL 558 and UL 583</li></ul></li><li>IAW UL 1581 and 2556</li><li>IAW CSA C22.2 No. 127 and No. 2556</li></ul>	<ul style="list-style-type: none"><li>IAW ASTM B3, B33, B49, and B172</li><li>cRUus Listed</li><li>FT-1 and FT-2</li><li>REACH, RoHS, CMRT, and Prop 65 Compliant</li></ul>
--------------------	---	---

### Standard Stock


Available Lengths	<ul style="list-style-type: none"><li>Coils/Assemblies at 25', 50', 100', and 250'</li><li>Reels at 500', 1,000', and 2,500'</li><li>Custom lengths available upon request</li></ul>
-------------------	--

### Customization

Jacket Colors	<ul style="list-style-type: none"><li>● Black (standard) ● Red</li></ul>
Sample Print Legend	<ul style="list-style-type: none"><li>{AWG Size} cRUus {E#} AWM 3311 90°C 3279 105°C 600V FT-2 - - - {AWG Size} cRUus {E#} CL905 90°C -30°C 600V FT-1</li></ul>
Marking Options	<ul style="list-style-type: none"><li>Quick Print®; Surface Print; Indent Print; Logo/Icon; Sequential Marking</li></ul>

# ALL-FLEX®

## MULTIPURPOSE POWER CABLE



### Applications

Direct’s All-Flex® is a highly versatile multipurpose power cable designed for internal/external applications, including uninterruptible power supplies (UPS), transformers, controls, battery chargers, leads and extensions, and wet environments. All-Flex is UL and cRUus listed, CSA approved, RoHS compliant, for CT use (1/0 and larger sizes), and manufactured in the USA.

### Construction

- Rope-lay, bunch-stranded 30 AWG copper conductor; bare or tinned ASTM Class K copper
- Jacketed with PVC compound

[See reverse for construction details and technical specifications](#)

ALL-FLEX   MULTIPURPOSE POWER CABLE							
AWG SIZE	# COND STRAND	NOMINAL INSULATION THICKNESS		NOMINAL OUTSIDE DIAMETER (+JACKET)		AMPACITY¹	APPROX LBS PER 1K'
	/ DIAM (OR) GA	INCHES	MM	INCHES	MM		
#8	182 / 30	.060	1.52	.270	6.86	80 A	77
#6	273 / 30	.060	1.52	.315	8.00	105 A	111
#4	429 / 30	.060	1.52	.350	8.89	140 A	164
#3	533 / 30	.060	1.52	.377	9.57	165 A	206
#2	676 / 30	.060	1.52	.419	10.64	190 A	246
#1	845 / 30	.080	2.03	.490	12.45	220 A	320
1 / 0	1,066 / 30	.080	2.03	.530	13.46	260 A	392
2 / 0	1,339 / 30	.080	2.03	.579	14.71	300 A	485
3 / 0	1,677 / 30	.080	2.03	.632	16.05	350 A	596
4 / 0	2,109 / 30	.080	2.03	.695	17.65	405 A	741
250 MCM	2,527 / 30	.100	2.54	.793	20.14	455 A	916
350 MCM	3,478 / 30	.100	2.54	.915	23.24	570 A	1,242
500 MCM	5,054 / 30	.100	2.54	1.130	28.70	700 A	1,815

¹ Allowable ampacity per NFPA 70 / NEC Article 310. Values are based on ambient temperature of 30°C.

# ALL-FLEX® MULTIPURPOSE POWER CABLE

## TECHNICAL SPECIFICATIONS

### Construction

Conductors	<ul style="list-style-type: none"><li>Rope-lay, bunch-stranded 30 AWG copper conductor; bare or tinned ASTM Class K copper</li></ul>
Voltage Rating	<ul style="list-style-type: none"><li>600 V; AWM Style 10269 – 1,000 V</li><li></li></ul>
Insulation & Jacket	<ul style="list-style-type: none"><li>Jacketed with PVC compound</li></ul>
Resistance Properties	<ul style="list-style-type: none"><li>Resistant to battery acid, crushing force, diesel fuel, engine coolant, engine oil, ethanol, extreme temperatures, flame, gasoline, power-steering fluid, and transmission fluid</li><li>UL tested 60°C (140°F) oil resistant temperature rating</li></ul>
Temperature Range	<ul style="list-style-type: none"><li>Enhanced temperature rating</li><li>-50°C (-58°F) to 75°C (167°F) Wet; 105°C (221°F) Dry</li></ul>

### Standards & Certifications

Industry Approvals	<ul style="list-style-type: none"><li>UL 758, 1232, 1283, 1284, 1337, 1338, 1339, 1581, 2556, 10070, and 10269</li><li>UL 83 (THHW) and 1063 (MTW)</li><li>UL 1426 (BC-5W2 Boat Cable)</li><li>For CT Use (1/0 and larger sizes)</li><li>CSA C22.2 No. 75 (THHW), 127-18 (TEW), 210-15 (AWM), and 2556</li><li>ASTM B3, B33, B49, and B172</li></ul>	<ul style="list-style-type: none"><li>SAE J1127 Type SGT</li><li>NEC (NFPA 70)</li><li>ABYC E-11 (AC/DC - Electrical Boat Systems)</li><li>33 CFR Subchapter S</li><li>FT-1, FT-2, and FT-4</li><li>REACH, RoHS, CMRT, and Prop 65 Compliant</li></ul>
--------------------	--	--

### Standard Stock

Available Lengths	<ul style="list-style-type: none"><li>Coils/Assemblies at 25', 50', 100', and 250'</li><li>Reels at 500', 1,000', and 2,500'</li><li>Custom lengths available upon request</li></ul>
-------------------	--

### Customization

Jacket Colors	<ul style="list-style-type: none"><li>● Black (standard) ● Red</li><li>Custom colors available upon request</li></ul>
Sample Print Legend	<ul style="list-style-type: none"><li>ALL-FLEX (UL) {E#} {AWG SIZE} BC5W2 or THHW FOR CT USE or MTW or AWM STYLES 1232/1284/1338/10070 600V or 10269 1000V --- cRU TEW or AWM I A/B 105°C 600V O FT-2 --- (CSA) {MCF #} {AWG SIZE} TEW 600V or AWM I A/B 105°C 1000V FT-1/FT-2 ---ABYC E-11 --- SAE-J1127 TYPE SGT</li></ul>
Marking Options	<ul style="list-style-type: none"><li>Quick Print®; Surface Print; Indent Print; Logo/Icon; Sequential Marking</li></ul>

# BOOSTER / DUPLEX

## BATTERY BOOSTER CABLE



### Applications

Direct’s Booster/Duplex is an industrial grade, heavy-duty battery booster cable primarily used for interconnection between batteries when jump-starting is required. Booster/Duplex meets SAE J1127 Type SGT (starter or ground; general purpose; thermoplastic insulated), RoHS compliant, and is manufactured in the USA.

### Construction

- Rope-lay, bunch-stranded 30 AWG SAE copper conductors (2); color-coded for polarity
- Wrapped paper separator
- Jacketed with high-quality TPE compound

[See reverse for technical specifications](#)

BOOSTER / DUPLEX   BATTERY BOOSTER CABLE							
AWG SIZE & # COND	# COND STRANDS	BRIDGE WIDTH & THICKNESS		NOMINAL WALL THICKNESS		NOMINAL OUTSIDE DIAMETER (+JACKET)	
	/ DIAM (OR) GA	INCHES	MM	INCHES	MM	INCHES	MM
#8 - 2C	182 / 30	.030	.762	.060	1.52	.278	7.06
#6 - 2C	260 / 30	.060	1.52	.080	2.03	.335	8.51
#4 - 2C	364 / 30	.060	1.52	.080	2.03	.371	9.42
#2 - 2C	624 / 30	.060	1.52	.080	2.03	.453	11.51
#1 - 2C	767 / 30	.060	1.52	.080	2.03	.481	12.22
1 / 0 - 2C	975 / 30	.060	1.52	.080	2.03	.526	13.36





# BOOSTER / DUPLEX BATTERY BOOSTER CABLE

## TECHNICAL SPECIFICATIONS

### Construction

Conductors	<ul style="list-style-type: none"><li>Rope-lay, bunch-stranded 30 AWG SAE copper conductors (2); color-coded for polarity</li></ul>
Voltage Rating	<ul style="list-style-type: none"><li>60 V</li></ul>
Insulation & Jacket	<ul style="list-style-type: none"><li>Wrapped paper separator</li><li>Jacketed with TPE compound</li><li>Tangle-free flexibility</li><li>Resistant to battery acid, diesel fuel, engine coolant, engine oil, ethanol, extreme temperatures, flame, gasoline, power-steering fluid, and transmission fluid</li></ul>
Temperature Range	<ul style="list-style-type: none"><li>-50°C (-58°F) to 105°C (221°F)</li></ul>



### Standards & Certifications

Industry Approvals	<ul style="list-style-type: none"><li>SAE J1127 Type SGT</li><li>RoHS Compliant</li><li>Prop 65 Compliant</li></ul>
--------------------	---

### Standard Stock

Available Lengths	<ul style="list-style-type: none"><li>Coils/Assemblies at 25', 50', 100', and 250'</li><li>Reels at 500', 1,000', and 2,500'</li><li>Custom lengths available upon request</li></ul>
-------------------	--

### Customization

Jacket Colors	<ul style="list-style-type: none"><li>  Black / Red</li></ul>
Sample Print Legend	<ul style="list-style-type: none"><li>{AWG SIZE} BATTERY BOOSTER CABLE -50°C + 105°C MADE IN THE USA SAE J1127 RoHS</li></ul>
Marking Options	<ul style="list-style-type: none"><li>Quick Print®; Surface Print; Indent Print; Logo/Icon; Sequential Marking</li></ul>

# DLO

## DIESEL LOCOMOTIVE CABLE



### Applications

Direct's DLO is a heavy-duty power cable designed for use within portable or fixed installations, diesel engines and motor leads, generators, battery leads, and other demanding industrial applications, including shipyards, drilling rigs, construction equipment, and telecom power supply. DLO is UL listed, for CT use, and MSHA compliant.

### Construction

- Rope-lay, bunch-stranded tinned ASTM Class 1 copper
- Separators: paper (conductor) and mesh (insulation)
- Insulated with LSHF EPDM compound
- Jacketed with CPE compound

[See reverse for construction details and technical specifications](#)

DLO   DIESEL LOCOMOTIVE CABLE							
AWG SIZE	# COND STRAND	NOMINAL INSULATION THICKNESS		NOMINAL OUTSIDE DIAMETER (+JACKET)		AMPACITY <sup>1</sup>	APPROX LBS PER 1K'
	/ DIAM (OR) GA	INCHES	MM	INCHES	MM		
#2	150 / 24	.030	.76	.489	12.42	190 A	248
#1	225 / 24	.045	1.14	.583	14.81	220 A	428
1 / 0	275 / 24	.045	1.14	.642	16.31	260 A	480
2 / 0	325 / 24	.045	1.14	.681	17.30	300 A	558
3 / 0	450 / 24	.045	1.14	.781	19.84	350 A	742
4 / 0	550 / 24	.045	1.14	.815	20.70	405 A	872
262 MCM	650 / 24	.065	1.65	.921	23.39	471 A	1,068
313 MCM	775 / 24	.065	1.65	.984	24.99	511 A	1,258
373 MCM	925 / 26	.065	1.65	1.055	26.80	590 A	1,462
444 MCM	1,100 / 27	.065	1.65	1.138	28.91	656 A	1,726
535 MCM	1,325 / 28	.065	1.65	1.244	31.60	731 A	2,018

<sup>1</sup>Allowable ampacity per NFPA 70 / NEC Article 400. Values are based on ambient temperature of 30°C.

## TECHNICAL SPECIFICATIONS

### Construction

Conductors	<ul style="list-style-type: none"><li>Rope-lay, bunch-stranded tinned ASTM Class 1 copper</li></ul>
Voltage Rating	<ul style="list-style-type: none"><li>RHH/RHW-2 600 V and 2,000 V, RW-90 CSA, 1k V, DLO 2,000 V</li></ul>
Insulation & Jacket	<ul style="list-style-type: none"><li>Separators: paper (conductor) and mesh (insulation)</li><li>Insulated with low-smoke, halogen-free EPDM compound</li><li>Jacketed with CPE compound</li><li>Resistant to abrasion, crushing force, extreme temperatures, flame, impact, oil, sunlight, and water</li><li>60°C (140°F) oil resistant temperature rating (CPE compound)</li></ul>
Temperature Range	<ul style="list-style-type: none"><li>-40°C (-40°F) to 90°C (194°F) Dry; 90°C (194°F) Wet</li></ul>

### Standards & Certifications

Industry Approvals	<ul style="list-style-type: none"><li>UL Listed RHH/RHW/RHW-2</li><li>IAW UL 44, 1650, and 2556</li><li>NFPA 70; NEC Article 400</li><li>ASTM B33, B49, B172, and B174</li><li>MSHA FT-5</li><li>UL FT-1, FT-2, FT-4/IEEE 1202</li><li>UL Low-Smoke ST-1</li></ul>
--------------------	--

### Standard Stock


Available Lengths	<ul style="list-style-type: none"><li>Coils/Assemblies at 25', 50', 100', and 250'</li><li>Reels at 500', 1,000', and 2,500'</li><li>Custom lengths available upon request</li></ul>
-------------------	--

### Customization

Jacket Colors	<ul style="list-style-type: none"><li>● Black (standard)</li><li>Custom colors available upon request</li></ul>
Marking Options	<ul style="list-style-type: none"><li>Quick Print®; Surface Print; Indent Print; Logo/Icon; Sequential Marking</li></ul>

# DURA-FLEX®

## TYPE W POWER CABLE



### Applications

Direct's Dura-Flex® Type W is an industrial grade, portable power cable primarily used for permanent or temporary power supply. Durable and versatile, the cable is also commonly deployed for heavy-use applications, including rental, mining, A/C systems, and motor battery leads. Dura-Flex is UL and cULus listed, CSA approved, RoHS compliant, and manufactured in the USA.

### Construction

- Rope-lay, bunch-stranded 30 AWG copper conductor; bare ASTM Class K copper
- Separators: paper (conductor) and mesh (insulation)
- Insulated with LSHF EPDM compound
- Jacketed with proprietary CPE compound

[See reverse for technical specifications](#)

DURA-FLEX   TYPE W POWER CABLE							
AWG SIZE	STRANDING	INSULATION THICKNESS (NOM)		OUTSIDE DIAMETER (NOM)		AMPACITY <sup>1</sup>	APPROX LBS PER 1K'
	/ DIAM (OR) GA	INCHES	MM	INCHES	MM		
#6	273 / 30	.095	2.41	.503	12.78	105 A	188
#4	429 / 30	.095	2.41	.549	13.94	140 A	253
#2	676 / 30	.095	2.41	.620	15.75	190 A	350
#1	845 / 30	.095	2.41	.688	17.48	220 A	436
1 / 0	1,066 / 30	.095	2.41	.740	18.80	260 A	523
2 / 0	1,339 / 30	.095	2.41	.794	20.17	300 A	631
3 / 0	1,677 / 30	.095	2.41	.830	21.08	350 A	740
4 / 0	2,109 / 30	.095	2.41	.906	23.01	405 A	908

<sup>1</sup> Allowable ampacity per NFPA 70 / NEC Article 400. Values are based on ambient temperature of 30°C.



# DURA-FLEX® TYPE W POWER CABLE

## TECHNICAL SPECIFICATIONS

### Construction

Conductors	<ul style="list-style-type: none"><li>Rope-lay, bunch-stranded 30 AWG copper conductor; bare ASTM Class K copper</li></ul>
Voltage Rating	<ul style="list-style-type: none"><li>600 V; 2,000 V</li></ul>
Insulation & Jacket	<ul style="list-style-type: none"><li>Separators: paper (conductor) and mesh (insulation)</li><li>Insulated with low-smoke, halogen-free EPDM compound</li><li>Jacketed with proprietary CPE compound</li><li>Resistant to abrasion, crushing force, extreme temperatures, flame, impact, oil, sunlight, and water</li><li>UL tested 60°C (140°F) oil resistant temperature rating</li><li>UL tested 720 hours sunlight resistance rating</li></ul>
Temperature Range	<ul style="list-style-type: none"><li>-40°C (-40°F) to 90°C (194°F) Dry; 90°C (194°F) Wet</li></ul>

### Standards & Certifications

Industry Approvals	<ul style="list-style-type: none"><li>UL 1650</li><li>IAW UL 44 and 2556</li><li>IAW CSA C22.2 No. 96 and No. 2556</li><li>IAW ASTM B3, B49, and B172</li><li>cULus Listed</li></ul>	<ul style="list-style-type: none"><li>MSHA Approved</li><li>FT-1, FT-2, and FT-5</li><li>RHH/RHW/RHW-2</li><li>RoHS Compliant</li></ul>
--------------------	--	---

### Standard Stock

Available Lengths	<ul style="list-style-type: none"><li>Coils/Assemblies at 25', 50', 100', and 250'</li><li>Reels at 500', 1,000', and 2,500'</li><li>Custom lengths available upon request</li></ul>
-------------------	--

### Customization

Jacket Colors	<ul style="list-style-type: none"><li>● Black (standard) ● Blue ● Green ● Red ● Yellow</li></ul>
Sample Print Legend	<ul style="list-style-type: none"><li>{DIRECT LOGO} DURA-FLEX (cULus) {E #} TYPE W {AWG SIZE} 90C DRY 90C WET 2000 V SUN RES OIL RES 60C - PPC 600V 90C -40C FT5 - {P#} MSHA</li></ul>
Marking Options	<ul style="list-style-type: none"><li>Quick Print®; Surface Print; Indent Print; Logo/Icon; Sequential Marking</li></ul>

# FLEX-A-PRENE®

## INDUSTRIAL WELDING CABLE



### Applications

Direct's Flex-A-Prene® is the industry's most recognized brand name of industrial welding cable. Highly durable and versatile, the cable is designed for use in stingers/whips, leads, and ground clamp welding assemblies as well as battery applications such as chargers and wire harnesses. Flex-A-Prene is SAE J1127 (#6 to 250 MCM) and RoHS compliant and manufactured in the USA.

### Construction

- Rope-lay, bunch-stranded 30 AWG SAE copper conductor
- Wrapped paper separator
- Jacketed with proprietary LSHF EPDM compound

[See reverse for construction details and technical specifications](#)

FLEX-A-PRENE   INDUSTRIAL WELDING CABLE						
AWG SIZE <sup>1</sup>	# COND STRAND	NOMINAL INSULATION THICKNESS		NOMINAL OUTSIDE DIAMETER (+JACKET)		APPROX LBS PER 1K'
	/ DIAM (OR) GA	INCHES	MM	INCHES	MM	
#8	182 / 30	.060	1.52	.280	7.11	80
#6	260 / 30	.060	1.52	.308	7.82	108
#4	364 / 30	.060	1.52	.343	8.71	147
#2	624 / 30	.060	1.52	.428	10.87	238
#1	767 / 30	.080	2.03	.488	12.40	299
1 / 0	975 / 30	.080	2.03	.533	13.54	369
2 / 0	1,196 / 30	.080	2.03	.568	14.43	443
3 / 0	1,547 / 30	.080	2.03	.618	15.70	556
4 / 0	1,950 / 30	.080	2.03	.688	17.48	696
250 MCM	2,432 / 30	.095	2.41	.806	20.47	900
350 MCM	3,330 / 30	.095	2.41	.908	23.06	1,203
500 MCM	4,847 / 30	.095	2.41	1.054	26.77	1,884
4/0 HD	1,950 / 30	.167	4.24	.860	21.84	810

<sup>1</sup>SAE J1127 standard does not apply to #8 AWG, 350 MCM, 500 MCM, and 4/0 HD.

# FLEX-A-PRENE<sup>®</sup> INDUSTRIAL WELDING CABLE

## TECHNICAL SPECIFICATIONS

### Construction

Conductors	<ul style="list-style-type: none"><li>Rope-lay, bunch-stranded 30 AWG SAE copper conductor</li></ul>
Voltage Rating	<ul style="list-style-type: none"><li>600 V</li></ul>
Insulation & Jacket	<ul style="list-style-type: none"><li>Wrapped paper separator</li><li>Jacketed with proprietary low-smoke, halogen-free EPDM compound</li><li>Resistant to abrasion, battery acid, diesel fuel, engine coolant, engine oil, ethanol, extreme temperatures, flame, gasoline, power-steering fluid, and transmission fluid</li></ul>
Temperature Range	<ul style="list-style-type: none"><li>-50°C (-58°F) to 105°C (221°F)</li></ul>

### Standards & Certifications

Industry Approvals	<ul style="list-style-type: none"><li>SAE J1127 Compliant (#6 to 250 MCM)</li><li>NEC Article 630 (Electric Welders)</li><li>Suitable for battery use per UL 558 and 583</li><li>REACH, RoHS, CMRT, and Prop 65 Compliant</li></ul>
--------------------	---

### Standard Stock

Available Lengths	<ul style="list-style-type: none"><li>Coils/Assemblies at 25', 50', 100', and 250'</li><li>Reels at 500', 1,000', and 2,500'</li><li>Custom lengths available upon request</li></ul>
-------------------	--

### Customization

Jacket Colors	<ul style="list-style-type: none"><li>● Black (standard) ● Blue ● Green ● Red ● Yellow ● Orange</li><li>Custom colors available upon request</li></ul>
Sample Print Legend	<ul style="list-style-type: none"><li>{AWG SIZE} FLEX-A-PRENE WELDING CABLE 600V -50°C +105°C * MADE IN USA * RoHS * SAE J1127</li></ul>
Marking Options	<ul style="list-style-type: none"><li>Quick Print<sup>®</sup>; Surface Print; Indent Print; Logo/Icon; Sequential Marking</li></ul>

# TYPE SGR

## INTERCONNECTION BATTERY CABLE



### Applications

Direct’s Type SGR is a durable and versatile battery cable designed for interconnection between battery terminals and starters or grounds in automotive and other vehicular applications (e.g. car, bus, truck, tractor, etc.). Type SGR is UL listed, compliant to RoHS and SAE J1127 standards, and manufactured in the USA.

### Construction

- Rope-lay, bunch-stranded 30 AWG SAE copper conductor
  - Wrapped paper separator
  - Jacketed with proprietary LSHF EPDM compound
- [See reverse for construction details and technical specifications](#)

TYPE SGR   INTERCONNECTION BATTERY CABLE						
AWG SIZE	# COND STRAND	NOMINAL INSULATION THICKNESS		NOMINAL OUTSIDE DIAMETER (+JACKET)		APPROX LBS PER 1K'
	/ DIAM(OR) GA	INCHES	MM	INCHES	MM	
#6	260 / 30	.060	1.52	.308	7.82	112
#4	364 / 30	.060	1.52	.343	8.71	149
#2	624 / 30	.060	1.52	.418	10.62	236
#1	767 / 30	.080	2.03	.488	12.40	306
1 / 0	975 / 30	.080	2.03	.533	13.54	371
2 / 0	1,196 / 30	.080	2.03	.568	14.43	450
3 / 0	1,547 / 30	.080	2.03	.618	15.70	567
4 / 0	1,950 / 30	.080	2.03	.688	17.48	708



# TYPE SGR BATTERY CABLE

## TECHNICAL SPECIFICATIONS

### Construction

Conductors	<ul style="list-style-type: none"><li>Rope-lay, bunch-stranded 30 AWG SAE copper conductor</li></ul>
Voltage Rating	<ul style="list-style-type: none"><li>60 V DC; 25 V AC</li></ul>
Insulation & Jacket	<ul style="list-style-type: none"><li>Wrapped paper separator</li><li>Jacketed with proprietary low-smoke, halogen-free EPDM compound</li><li>Resistant to abrasion, battery acid, diesel fuel, engine coolant, engine oil, ethanol, extreme temperatures, flame, gasoline, power-steering fluid, transmission fluid</li></ul>
Temperature Range	<ul style="list-style-type: none"><li>-40°C (-40°F) to 105°C (221°F)</li></ul>



### Standards & Certifications

Industry Approvals	<ul style="list-style-type: none"><li>UL 2556</li><li>Meets battery cable requirements per:<ul style="list-style-type: none"><li>UL 558 and UL 583</li><li>UL 4127 (60 V DC; 25 V AC)</li></ul></li><li>SAE J1127 Compliant</li><li>REACH, RoHS, CMRT, and Prop 65 Compliant</li></ul>
--------------------	--

### Standard Stock

Available Lengths	<ul style="list-style-type: none"><li>Coils/Assemblies at 25', 50', 100', and 250'</li><li>Reels at 500', 1,000', and 2,500'</li><li>Custom lengths available upon request</li></ul>
-------------------	--

### Customization

Jacket Colors	<ul style="list-style-type: none"><li>  Black / Red</li></ul>
Sample Print Legend	<ul style="list-style-type: none"><li>{AWG SIZE} SGR EXTRA FLEXIBLE BATTERY CABLE SAE J1127 -40°C +105°C MADE IN USA</li></ul>
Marking Options	<ul style="list-style-type: none"><li>Quick Print®; Surface Print; Indent Print; Logo/Icon; Sequential Marking</li></ul>

# TYPE SGT

## MULTI-PURPOSE BATTERY CABLE



### Applications

Direct’s Type SGT is a multi-purpose battery cable designed for use in automotive and vehicular applications (e.g. car, bus, truck, tractor, heavy equipment, etc.) as well as a variety of industrial environments. Type SGT is UL listed, meets SAE J1127 requirements, compliant to RoHS standards, and manufactured in the USA.

### Construction

- Rope-lay, bunch-stranded bare copper conductor
  - Jacketed with PVC compound
- [See reverse for construction details and technical specifications](#)

TYPE SGT   MULTI-PURPOSE BATTERY CABLE						
AWG SIZE	# COND STRAND	NOMINAL INSULATION THICKNESS		NOMINAL OUTSIDE DIAMETER (+JACKET)		APPROX LBS PER 1K'
	/ DIAM(OR) GA	INCHES	MM	INCHES	MM	
#6	133 / .014	.060	1.52	.310	7.87	106
#4	133 / .017	.065	1.65	.380	9.65	161
#2	133 / .022	.065	1.65	.430	10.92	240
#1	133 / .024	.065	1.65	.470	11.94	293
1 / 0	133 / .027	.065	1.65	.535	13.59	374
2 / 0	133 / .031	.065	1.65	.560	14.22	446
3 / 0	361 / .021	.078	1.98	.621	15.77	564
4 / 0	361 / .024	.078	1.98	.677	17.20	708

# TYPE SGT MULTI-PURPOSE BATTERY CABLE

## TECHNICAL SPECIFICATIONS

### Construction

Conductors	<ul style="list-style-type: none"><li>Rope-lay, bunch-stranded bare copper conductor</li></ul>
Voltage Rating	<ul style="list-style-type: none"><li>60 V DC; 25 V AC</li></ul>
Insulation & Jacket	<ul style="list-style-type: none"><li>Jacketed with PVC compound</li><li>Resistant to battery acid, crushing force, diesel fuel, engine coolant, engine oil, ethanol, extreme temperatures, flame, gasoline, power-steering fluid, and transmission fluid</li></ul>
Temperature Range	<ul style="list-style-type: none"><li>-50°C (-58°F) to 80°C (176°F)</li></ul>

### Standards & Certifications

Industry Approvals	<ul style="list-style-type: none"><li>UL 2556</li><li>Meets battery cable requirements per:<ul style="list-style-type: none"><li>UL 558 and UL 583</li></ul></li><li>SAE J1127 Compliant</li><li>REACH, RoHS, CMRT, and Prop 65 Compliant</li></ul>
--------------------	---

### Standard Stock

Available Lengths	<ul style="list-style-type: none"><li>Coils/Assemblies at 25', 50', 100', and 250'</li><li>Reels at 500', 1,000', and 2,500'</li><li>Custom lengths available upon request</li></ul>
-------------------	--

### Customization

Jacket Colors	<ul style="list-style-type: none"><li>● Black (standard) ● Red</li></ul>
Sample Print Legend	<ul style="list-style-type: none"><li>{AWG SIZE} SGT BATTERY CABLE 80°C * MADE IN USA * SAE J1127</li></ul>
Marking Options	<ul style="list-style-type: none"><li>Quick Print®; Surface Print; Indent Print; Logo/Icon; Sequential Marking</li></ul>

# TYPE SGX

## CROSS-LINKED BATTERY CABLE



### Applications

Direct’s Type SGX is a versatile battery cable constructed with high-quality, cross-linked polyolefin (XLPO). The cable is most commonly used for interconnection between auto/ vehicle battery terminals, starters, and grounds, but is also suitable for industrial applications. Type SGX is SAE J1127 and RoHS compliant, and manufactured in the USA.

### Construction

- Rope-lay, bunch-stranded SAE intermediate or ASTM Class K copper; bare (standard) or tinned (optional)
  - Wrapped paper separator
  - Jacketed with LSHF cross-linked XLPO compound
- [See reverse for construction details and technical specifications](#)

TYPE SGX   CROSS-LINKED BATTERY CABLE							
AWG SIZE	CONDUCTOR STRANDING	NOMINAL INSULATION THICKNESS		NOMINAL OUTSIDE DIAMETER (+JACKET)		AMPACITY¹	APPROX LBS PER 1K'
	/ DIAM (OR) GA	INCHES	MM	INCHES	MM		
#6	133 / .014	.060	1.52	.331	8.41	125 A	110
#4	133 / .017	.065	1.65	.380	9.65	170 A	163
#2	133 / .022	.065	1.65	.445	11.30	225 A	250
#1	133 / .024	.065	1.65	.479	12.17	265 A	302
1 / 0	1,066 / 30	.065	1.65	.508	12.90	305 A	384
2 / 0	1,339 / 30	.065	1.65	.557	14.15	355 A	476
3 / 0	1,677 / 30	.078	1.98	.636	16.15	410 A	602
4 / 0	2,109 / 30	.078	1.98	.699	17.75	475 A	748
250 MCM	2,527 / 30	.078	1.98	.757	19.23	530 A	895

¹Allowable ampacity values are based on ambient temperature of 30°C in "open air."





# TYPE SGX CROSS-LINKED BATTERY CABLE

## TECHNICAL SPECIFICATIONS

### Construction

Conductors	<ul style="list-style-type: none"><li>Rope-lay, bunch-stranded SAE intermediate or ASTM Class K copper</li><li>Bare (standard) or tinned (optional)</li></ul>
Voltage Rating	<ul style="list-style-type: none"><li>60 V DC; 25 V AC</li></ul>
Insulation & Jacket	<ul style="list-style-type: none"><li>Wrapped paper separator</li><li>Jacketed with LSHF (low-smoke, halogen-free) cross-linked XLPO compound</li><li>Resistant to abrasion, battery acid, diesel fuel, engine coolant, engine oil, ethanol, extreme temperatures, flame propagation, gasoline, power-steering fluid, and transmission fluid</li></ul>
Temperature Range	<ul style="list-style-type: none"><li>-40°C (-40°F) to 125°C (257°F) Dry</li></ul>

### Standards & Certifications

Industry Approvals	<ul style="list-style-type: none"><li>SAE J1127 Compliant</li><li>REACH, RoHS, CMRT, and Prop 65 Compliant</li></ul>
--------------------	--

### Standard Stock


Available Lengths	<ul style="list-style-type: none"><li>Coils/Assemblies at 25', 50', 100', and 250'</li><li>Reels at 500', 1,000', and 2,500'</li><li>Custom lengths available upon request</li></ul>
-------------------	--

### Customization

Jacket Colors	<ul style="list-style-type: none"><li>● Black (standard) ● Red</li></ul>
Sample Print Legend	<ul style="list-style-type: none"><li>{AWG} TYPE SGX FLEXIBLE BATTERY CABLE -40°C + 125°C * SAE-J1127 * MADE IN THE USA *</li></ul>
Marking Options	<ul style="list-style-type: none"><li>Quick Print®; Surface Print; Indent Print; Logo/Icon; Sequential Marking</li></ul>

# SOOW (MSHA)

## MULTI-CONDUCTOR POWER CABLE



### Applications

Direct’s SOOW (MSHA) is a versatile multi-conductor power cable designed for use in industrial and other demanding applications, including heavy equipment, construction machinery, motors and welding leads, portable lighting, battery chargers, shallow water immersion, and mining environments. SOOW (MSHA) is MSHA compliant, NEC 400 and NFPA 70 permitted, and manufactured in the USA.

### Construction

- Rope-lay, bunch-stranded 30 AWG SAE copper conductors
  - Internal conductors insulated with proprietary LSHF EPDM compound; color-coded
  - Twisted and reinforced with wrapped paper spacers
  - Jacketed with proprietary CPE compound
- See reverse for construction details and technical specifications

SOOW (MSHA)   MULTI-CONDUCTOR POWER CABLE									
AWG SIZE / # OF COND	COND STRANDS  / DIAM (OR) GA	COND WALL THICKNESS (NOM)		JACKET THICKNESS (NOM)		OUTSIDE DIAMETER (NOM)		AMPACITY¹	APPROX LBS PER 1K'
		INCHES	MM	INCHES	MM	INCHES	MM		
8 / 2	182 / 30	0.050	1.27	0.060	1.52	0.644	16.36	40 A	238
8 / 3	182 / 30	0.050	1.27	0.060	1.52	0.703	17.86	40 A	314
8 / 4	182 / 30	0.050	1.27	0.060	1.52	0.770	19.56	35 A	406
6 / 2	260 / 30	0.050	1.27	0.060	1.52	0.694	17.63	55 A	289
6 / 3	260 / 30	0.050	1.27	0.060	1.52	0.761	19.33	55 A	398
6 / 4	260 / 30	0.050	1.27	0.060	2.03	0.835	21.21	45 A	519
4 / 2	364 / 30	0.050	1.27	0.080	2.03	0.790	20.07	70 A	378
4 / 3	364 / 30	0.050	1.27	0.080	2.03	0.838	21.29	70 A	515
4 / 4	364 / 30	0.050	1.27	0.080	2.03	0.922	23.42	60 A	665
2 / 2	624 / 30	0.050	1.27	0.080	2.03	0.954	24.23	95 A	583
2 / 3	624 / 30	0.050	1.27	0.080	2.03	1.015	25.78	95 A	813
2 / 4	624 / 30	0.050	1.27	0.080	2.03	1.121	28.47	80 A	1,052

¹ Allowable ampacity per NFPA 70 / NEC Article 400. Values are based on ambient temperature of 30°C.



# SOOW (MSHA) MULTI-CONDUCTOR POWER CABLE

## TECHNICAL SPECIFICATIONS

### Construction

Conductors	<ul style="list-style-type: none"><li>Rope-lay, bunch-stranded 30 AWG SAE copper conductors</li></ul>
Voltage Rating	<ul style="list-style-type: none"><li>600 V</li></ul>
Insulation & Jacket	<ul style="list-style-type: none"><li>Internal conductors insulated with proprietary low-smoke, halogen-free EPDM compound; color-coded</li><li>Twisted and reinforced with wrapped paper spacers</li><li>Jacketed with proprietary CPE compound</li><li>Insulation resistant to abrasion, battery acid, diesel fuel, engine coolant, engine oil, ethanol, extreme temperatures, flame, gasoline, power-steering fluid, and transmission fluid</li><li>Jacket resistant to abrasion, crushing force, extreme temperatures, flame, impact, oil, sunlight, and water</li><li>60°C (140°F) oil resistant temperature rating (CPE compound)</li><li>UL tested 720 hours sunlight resistance rating</li></ul>
Temperature Range	<ul style="list-style-type: none"><li>-40°C (-40°F) to 90°C (194°F)</li></ul>

### Standards & Certifications

Industry Approvals	<ul style="list-style-type: none"><li>MSHA Compliant</li><li>NEC Article 400 Permitted</li><li>NFPA 70 Permitted</li><li>30 CFR Subpart K</li><li>FT-5 Flame Tested</li><li>REACH, RoHS, CMRT, and Prop 65 Compliant</li></ul>
--------------------	--

### Standard Stock

Available Lengths	<ul style="list-style-type: none"><li>Coils/Assemblies at 25', 50', and 100'</li><li>Reels at 250', 500', 1,000', and 2,500'</li><li>Custom lengths available upon request</li></ul>
-------------------	--

### Customization

Jacket Colors	<ul style="list-style-type: none"><li>● Black (standard)</li></ul>
Marking Options	<ul style="list-style-type: none"><li>Quick Print®; Surface Print; Indent Print; Logo/Icon; Sequential Marking</li></ul>

# ULTRA-FLEX®

## FLEXIBLE WELDING CABLE



### Applications

Direct's Ultra-Flex® commercial welding cable has been completely re-engineered with improved stranding and jacketing for superior flexibility and ease-of-movement within high-flex applications, including pipelines, robotics, and constrained areas. Ultra-Flex is SAE J1127 and RoHS compliant, and manufactured in the USA.

### Construction

- Rope-lay, bunch-stranded, ultra flexible 34 or 36 AWG SAE copper conductor
- Jacketed with TPE compound
- Signature vibrant orange with deep black striping

[See reverse for construction details and technical specifications](#)

ULTRA-FLEX   FLEXIBLE WELDING CABLE						
AWG SIZE	STRANDING	INSULATION THICKNESS (NOM)		OUTSIDE DIAMETER (NOM)		APPROX LBS PER 1K'
	/ DIAM (OR) GA	INCHES	MM	INCHES	MM	
#2	2,548 / 36 GA	.060	1.52	.428	10.87	240
#1	3,136 / 36 GA	.080	2.03	.498	12.65	311
1 / 0	3,969 / 34 GA	.080	2.03	.533	13.54	383
2 / 0	4,949 / 34 GA	.080	2.03	.588	14.94	464

SUGGESTED IN-LINE AMPACITY FOR WELDING CABLE													
AMPS	50'	75'	100'	125'	150'	175'	200'	225'	250'	275'	300'	325'	350'
100	#4	#2	#2	#1	#1	1 / 0	2 / 0	2 / 0	3 / 0	3 / 0	3 / 0	4 / 0	4 / 0
150	#2	#2	#1	1 / 0	2 / 0	3 / 0	3 / 0	4 / 0	4 / 0	250 MCM	250 MCM	250 MCM	350 MCM
200	#2	#1	2 / 0	3 / 0	3 / 0	4 / 0	4 / 0	250 MCM	350 MCM	350 MCM	350 MCM	350 MCM	
250	#1	1 / 0	3 / 0	4 / 0	4 / 0	250 MCM	350 MCM	350 MCM	350 MCM				
300	#1	2 / 0	3 / 0	4 / 0	250 MCM	350 MCM	350 MCM	350 MCM					
350	1 / 0	3 / 0	4 / 0	250 MCM	350 MCM	350 MCM							
400	2 / 0	3 / 0	250 MCM	350 MCM	350 MCM								
450	2 / 0	4 / 0	250 MCM	350 MCM	350 MCM								
500	3 / 0	4 / 0	350 MCM	350 MCM									
550	4 / 0	250 MCM	350 MCM										
600	4 / 0	250 MCM	350 MCM										

For reference only. Due to variables within welding applications, it is recommended the user consult an electrical engineer for a particular welding application.



# ULTRA-FLEX<sup>®</sup> FLEXIBLE WELDING CABLE

## TECHNICAL SPECIFICATIONS

### Construction

Conductors	<ul style="list-style-type: none"><li>Rope-lay, bunch-stranded, ultra flexible 34 or 36 AWG SAE copper conductor</li></ul>
Voltage Rating	<ul style="list-style-type: none"><li>600 V</li></ul>
Insulation & Jacket	<ul style="list-style-type: none"><li>Jacketed with TPE compound</li><li>Resistant to battery acid, diesel fuel, engine coolant, engine oil, ethanol, extreme temperatures, flame, gasoline, power-steering fluid, and transmission fluid</li></ul>
Temperature Range	<ul style="list-style-type: none"><li>-50°C (-58°F) to 105°C (221°F)</li></ul>



### Standards & Certifications

Industry Approvals	<ul style="list-style-type: none"><li>NEC Article 630 (Electric Welders)</li><li>SAE J1127 Compliant</li><li>RoHS Compliant</li></ul>
--------------------	---

### Standard Stock

Available Lengths	<ul style="list-style-type: none"><li>Coils/Assemblies at 25', 50', 100', and 250'</li><li>Reels at 500', 1,000', and 2,500'</li><li>Custom lengths available upon request</li></ul>
-------------------	--

### Customization

Jacket Colors	<ul style="list-style-type: none"><li>  Vibrant Orange with Black stripe</li></ul>
Sample Print Legend	<ul style="list-style-type: none"><li>{AWG} ULTRA-FLEX WELDING CABLE 600V -50°C +105°C * MADE IN USA * RoHS * SAE J1127</li></ul>
Marking Options	<ul style="list-style-type: none"><li>Quick Print<sup>®</sup>; Surface Print; Indent Print; Logo/Icon; Sequential Marking</li></ul>

# VERI-FLEX®

## TYPE SC | STAGE CABLE



### Applications

Direct's Veri-Flex® Type SC / stage cable is an industrial grade, portable power cable used within the entertainment industry, including live events, movie and television, and theatre lighting. Durable and versatile, the cable is also commonly deployed for rental, mining, and temporary power applications. Veri-Flex is UL and cULus listed, CSA approved, RoHS compliant, and manufactured in the USA.

### Construction

- Rope-lay, bunch-stranded 30 AWG copper conductor; bare ASTM Class K copper
- Wrapped paper separator
- Insulated with LSHF EPDM compound
- Jacketed with proprietary CPE compound

[See reverse for technical specifications](#)

VERI-FLEX TYPE SC   STAGE CABLE							
AWG SIZE	# COND STRAND	NOMINAL WALL THICKNESS (x2)		NOMINAL OUTSIDE DIAMETER		AMPACITY¹	APPROX LBS PER 1K'
	/ DIAM (OR) GA	INCHES	MM	INCHES	MM		
#8	182 / 30	.060 inner / .060 outer	1.52 inner / 1.52 outer	.391	9.93	80 A	113
#6	273 / 30	.060 inner / .060 outer	1.52 inner / 1.52 outer	.440	11.18	105 A	153
#4	429 / 30	.060 inner / .060 outer	1.52 inner / 1.52 outer	.487	12.37	140 A	215
#2	676 / 30	.060 inner / .060 outer	1.52 inner / 1.52 outer	.571	14.50	190 A	313
#1	845 / 30	.080 inner / .080 outer	2.03 inner / 2.03 outer	.616	15.65	220 A	383
1 / 0	1,066 / 30	.080 inner / .080 outer	2.03 inner / 2.03 outer	.645	16.38	260 A	452
2 / 0	1,339 / 30	.080 inner / .080 outer	2.03 inner / 2.03 outer	.700	17.78	300 A	555
3 / 0	1,677 / 30	.080 inner / .080 outer	2.03 inner / 2.03 outer	.750	19.05	350 A	670
4 / 0	2,109 / 30	.080 inner / .080 outer	2.03 inner / 2.03 outer	.804	20.42	405 A	815

¹Allowable ampacity per NFPA 70 / NEC Article 400. Values are based on ambient temperature of 30°C.





# VERI-FLEX® TYPE SC | STAGE CABLE

## TECHNICAL SPECIFICATIONS

### Construction

Conductors	<ul style="list-style-type: none"><li>Rope-lay, bunch-stranded 30 AWG copper conductor; bare ASTM Class K copper</li></ul>
Voltage Rating	<ul style="list-style-type: none"><li>600 V</li></ul>
Insulation & Jacket	<ul style="list-style-type: none"><li>Wrapped paper separator</li><li>Insulated with low-smoke, halogen-free EPDM compound</li><li>Jacketed with proprietary CPE compound</li><li>Resistant to abrasion, crushing force, extreme temperatures, flame, impact, oil, sunlight, and water</li><li>UL tested 60°C (140°F) oil resistant temperature rating</li><li>UL tested 720 hours sunlight resistance rating</li></ul>
Temperature Range	<ul style="list-style-type: none"><li>-50°C (-58°F) to 105°C (221°F) Dry; 75°C (167°F) Wet</li></ul>

### Standards & Certifications

Industry Approvals	<ul style="list-style-type: none"><li>UL Listed Type SC</li><li>UL 1680 (Stage and Lighting Cable)</li><li>UL 44 and 1581</li><li>cULus Listed Type SC</li><li>NFPA 70/NEC Arts. 400, 520, 525, and 530</li></ul>	<ul style="list-style-type: none"><li>FT-5</li><li>CSA C22.2 No. 96 and 2556</li><li>ASTM B3, B49, B172, and B263</li><li>MSHA Compliant</li><li>RoHS and Prop 65 Compliant</li></ul>
--------------------	---	---

### Standard Stock

Available Lengths	<ul style="list-style-type: none"><li>Coils/Assemblies at 25', 50', 100', and 250'</li><li>Reels at 500', 1,000', and 2,500'</li><li>Custom lengths available upon request</li></ul>
-------------------	--

### Customization

Jacket Colors	<ul style="list-style-type: none"><li>● Black (standard) ● Blue ● Green ● Red ● Yellow</li></ul>
Sample Print Legend	<ul style="list-style-type: none"><li>VERI-FLEX(cULus){E #} SC {AWG SIZE} 105C - 50C WATER RES 75C 600V SUN RES OIL RES 60C MAX AMPS NEC TABLE 400.5(B) FOR 90C - PPC 600V 90C FT5 {P#} MSHA</li></ul>
Marking Options	<ul style="list-style-type: none"><li>Quick Print®; Surface Print; Indent Print; Logo/Icon; Sequential Marking</li></ul>

# CAM CONNECTORS

## INLINE // SINGLE-POLE

---

From Direct Wire's specially equipped workshop, our qualified professionals carry out the pre-assembly of cam-style assemblies using genuine, premium-brand components. Our cams use a smoother body design that eliminates sharp edges that can get caught during use. The design also provides a perfectly contoured ergonomic grip for maximum control during mating and removal. Highly visible arrows guide quicker alignment during mating.

### Applications

---

- Specifically designed for industrial power distribution applications requiring quick, tool-free connections
- Ideal for portable power, power distribution, motors, generators and entertainment applications
- Replaces traditional hardwiring while cutting downtime and maintenance
- Cam-style connectors are insulated, watertight, and resistant to abrasion, cracking, heat, oil, ozone, and weather



# CAM CONNECTORS

INLINE // SINGLE-POLE

## TECHNICAL SPECIFICATIONS

### Construction

Materials	<ul style="list-style-type: none"><li>• UV resistant Santoprene™ housing</li><li>• Solid brass contacts</li><li>• Glass fill, heat stabilized, nylon retaining screw</li></ul>
Industry Approvals	<ul style="list-style-type: none"><li>• UL Listed and CSA Certified</li></ul>
Environmental Rating	<ul style="list-style-type: none"><li>• NEMA Type 3R and 4</li></ul>
Electrical Rating	<ul style="list-style-type: none"><li>• 400 A; 600 V AC/DC</li></ul>
Temperature Rating	<ul style="list-style-type: none"><li>• -40°C (-40°F) to 105°C (221°F)</li></ul>

### Features

Wide Cut Lines	<ul style="list-style-type: none"><li>• Wide indicator lines allow for easier cuts. Offset internal step provides a clean and tight sealing surface</li></ul>
Retention Screw	<ul style="list-style-type: none"><li>• Non-conductive, glass filled, nylon screw with wide screwdriver slot</li></ul>
Alignment Arrow	<ul style="list-style-type: none"><li>• Marked arrow allows for quick and easy mating</li></ul>
Smooth Design	<ul style="list-style-type: none"><li>• Eliminates sharp and rough edges, which can catch and snag during use</li></ul>
Ergonomic Grip	<ul style="list-style-type: none"><li>• Ergonomically contoured shape for maximum control</li></ul>
Improved Contact	<ul style="list-style-type: none"><li>• Solid brass contact with optimized chamfers on both ends for easier installation</li></ul>

### Stock & Customization

Colors	<ul style="list-style-type: none"><li>•  Black  White  Red  Blue  Green  Brown  Orange  Yellow</li></ul>
Available Sizes	<ul style="list-style-type: none"><li>• Accepts a wide range of AWG and MCM cable sizes</li></ul>

# Value-Added Services

At Direct Wire, we understand wire and cable products are not one-size-fits-all. With continually changing business objectives and specific requirements, customers need capable and reliable supply partners now more than ever to deliver solutions that keep their business moving forward.

Direct Wire's value-added services compliment our manufacturing capacity and core product portfolio to provide customers with individualized solutions that address their current and anticipated needs. And, with distribution warehouses located in Denver, PA and Lancaster, PA, customers are assured they'll receive the correct product when it is needed and how it is specified.

---

## » Color & Striping


Direct Wire's color capabilities and innovative striping process enable customers to quickly and accurately identify owned cables on the job site, bring branding elements into their operations, and assign colors and stripes for specific functions or safety.



### Color

Our cable jackets and insulation layers contain colorants engineered directly into proprietary rubber and plastic compounds, delivering greater value than alternative methods such as dyeing or applying topcoat.

Direct Wire's permanent cable coloring makes for easier, faster, and safer wire and cable management on any project or job site, including identification, installation, tracing, repair, and replacement.



### Striping

Direct Wire pioneered an advanced manufacturing method to incorporate a permanent colored vertical/longitudinal stripe directly into its extruded jackets.

Our striping capabilities allow customers to differentiate cable type and purpose, distinguish ownership to deter theft, and promote company branding—similar to Direct Wire's popular Ultra-Flex welding cable with its trademark orange jacket and black stripe.

## » Printing & Marking

Our ink and indent printing systems apply customizable markings to cable jackets for various identification purposes and applications, including accurate footage (or sequential) markings, industry standards and approvals, physical and mechanical characteristics, branding, and more.



### Ink Print

Direct Wire's exclusive Quick Print® service offers two unique methods to apply customized ink markings along the cable jacketing to help identify cable types and function, convey company branding, and deter theft.

Our high-speed inkjet and print wheel systems apply extra durable, easy-to-read letters, numbers, and unique characters to mark and label cable as specified by customers.



### Indent Print

For a more permanent identification solution, Direct Wire's indent printing capabilities mark the cable jacket with debossed lettering, numbering, and other special characters that are the same color as the outer compound and require no reprint maintenance.

Indent technologies are integrated directly into our manufacturing process to ensure consistent and accurate markings press into the jacket material without impacting internal conductors, insulation layers, or cable performance.





# Value-Added Services

## » Direct Repair

Direct Repair is our in-house maintenance and replacement program that helps customers lower their total cost of ownership, avoid unplanned maintenance, and improve uptime and performance. From Direct Wire's specially equipped workshop, our qualified professionals carry out thorough product inspection, length adjustment, connector replacement, and spark testing.

### Direct Repair Process Overview

1. Product is received and entered into Direct Repair system. Primary inspection is conducted and quote is submitted to customer for approval.
2. Customer approves repair and technical personnel is assigned. Product is assessed for additional faults, staged, and disassembled.
3. Product repair is carried out and spark testing is conducted. Completed repair is sent to cleaning station and final quality check.
4. Repaired product is packaged and prepared for return shipping to customer. Final invoice is generated after shipment.



## » Copper Recycling

Adhering to ethical and sustainable operations, Direct Wire offers a unique Copper Recycling Program to provide a competitive scrap return solution for customers – taking back copper wire and cable products, whether ours or those made elsewhere.

This convenient process offers simple and consistent rates based on COMEX market pricing, with the dollar value applied as a credit towards future orders.

We maintain industry best practices for safe and responsible recycling, delivering a valuable, secure, and environmentally conscience service to our customers.



## » Private Labeling

Direct Wire offers a private labeling option to select wholesale and distribution partners who need exclusivity while filling inventory gaps or broadening portfolios. This strategic program keeps manufacturing and quality systems under our control, while private label partners are empowered to market and sell under their established brand.

As no two companies have identical needs, no two private labeling agreements are the same. Combining our manufacturing capacity and expertise with each partner's unique specifications delivers a flexible, individualized, and mutually beneficial solution for business growth and competitive advantage.

---

## » Fulfillment

Direct Wire's production facilities and order entry systems are networked in real-time with our distribution warehouses in Denver, PA, Houston, TX, Portland, OR, and Los Angeles, CA. This level of advanced integration, paired with our nationwide footprint, brings speed, simplicity, and efficiency to the fulfillment process—ensuring customers receive the correct product when and where it is needed.

### **Speed & Accuracy**

Stock orders are rapidly fulfilled the same or next business day from our distribution facilities. We have processes in place that ensure proper inventory levels and order accuracy, giving customers peace of mind that they are receiving the correct product on time, every time.

### **Simplifying Freight**

Our strategically located distribution facilities translate to a fast and efficient shipping experience, with industry-best lead times, online shipment tracking capabilities, as well as reduced overall transportation and freight costs.

### **Returns & Recycling**

In the event of a new product or scrap recycling return, Direct Wire's customer service team will assist our customers with processing a replacement order or applying credit towards future orders.





# ***INDUSTRIAL***

BULK & REELED CABLE PRODUCTS

(800) 233-3848 | [DIRECTWIRE.COM](http://DIRECTWIRE.COM)